

LED WATTAGE CHART

| DRIVE CURRENT | TRC-1-LWM-16L | TRC-2-LWM-32L | TRC-3-LWM-48L | TRC-4-LWM-64L | TRC-5-LWM-80L |
|---------------|---------------|---------------|---------------|---------------|---------------|
| 350mA         |               |               |               |               |               |
| 530mA         |               |               |               |               |               |
| 700mA         |               |               |               |               |               |
| 825mA         |               |               | -             | -             | -             |
| 1050mA        |               | -             | -             | -             | -             |

**FORM**

- Elegant Rectilinear Extruded Aluminum Housing
- Corrosion Resistant Stainless Steel External Hardware
- Sleek, Low Profile Housing
- Spec Grade Performance
- Engineered For Optimum Thermal Management
- 10 Architectural Finishes Standard, RAL Colors Available

**FUNCTION**

- Micro Optics IES Distributions T2, T3, T4, T4FTW
- 0-10V Dimming Drivers THD @ Max Load < 15% Power factor @ Max Load < 0.95
- Amber, 2700K, 3000K, 3500K, 4000K, or 5000K
- 16L, 32L, 48L, or 64L LED Configuration
- 21-205 Watts
- CRI 70, 80, or 90
- Extruded Aluminum Heat Sink
- 5 Mils Powder Coat
- Aluminum Pole .250 Wall
- Standard with Clear Lens

**RELIABILITY**

- Silicone Micro Optics
- 5 Year Standard Warranty
- IP67 Optics
- Reduces Energy Consumption And Costs Up To 65%

**BUY AMERICAN**

To ensure the latest BAA/TAA/BABA Standards are being met, please select BAA, TAA, or BABA in the options section. Please contact the factory before placing an order for any NLS products requesting BAA (Buy American Act), TAA (Trade American Act), or BABA (Build America, Buy America).



Project Name:

Type:

# TRC-LWM ORDERING GUIDE

| Cat#  | Light Dist.                                 | # of LEDs  | Drive Current  | Color Temp./CRI  | Volts                   |
|---|---|--|--|--|-------------------------|
| TRAC 1<br>Linear Wall Mount<br><b>(TRC-1-LWM)</b> <sup>16</sup> | 15° Very Narrow Beam<br><b>(15)</b>         | 16 LED<br><b>(16L)</b> <sup>16</sup>   | 350mA<br><b>(35)</b>                                     | Amber LED Standard Turtle<br>Friendly 595nm Dominant<br>Wavelength<br><b>(AMBER)</b> 1, 7, 8 | 120-277<br><b>(UNV)</b> |
| TRAC 2<br>Linear Wall Mount<br><b>(TRC-2-LWM)</b> <sup>17</sup> | 30° Narrow Beam<br><b>(30)</b>              | 32 LED<br><b>(32L)</b> <sup>17</sup>   | 530mA<br><b>(53)</b>                                     | Amber LED Phosphor<br>Converted<br><b>(AMBER/PC)</b> 1, 9                                    | 347-480<br><b>(HV)</b>  |
| TRAC 3<br>Linear Wall Mount<br><b>(TRC-3-LWM)</b> <sup>18</sup> | 55° Medium Beam<br><b>(55)</b>              | 48 LED<br><b>(48L)</b> <sup>18</sup>   | 700mA<br><b>(7)</b>                                      | 2700K, 70 CRI<br><b>(27K7)</b> <sup>2</sup>  |                         |
| TRAC 4<br>Linear Wall Mount<br><b>(TRC-4-LWM)</b> <sup>19</sup> | 85° Wide Beam<br><b>(85)</b>                | 64 LED<br><b>(64L)</b> <sup>19</sup>   | 825mA<br><b>(82)</b> <sup>21</sup>                       | 2700K, 80 CRI<br><b>(27K8)</b> <sup>2</sup>  |                         |
| TRAC 5<br>Linear Wall Mount<br><b>(TRC-5-LWM)</b> <sup>20</sup> | IES T2/NEMA 7Hx5V<br><b>(T2)</b>            | 80 LED<br><b>(80L)</b> <sup>20</sup>   | 1050mA<br><b>(1)</b> <sup>16</sup>                       | 3000K, 70 CRI<br><b>(30K7)</b> <sup>2</sup>  |                         |
|   | IES T3/NEMA 7Hx5V<br><b>(T3)</b>            |  |  | 3000K, 80 CRI<br><b>(30K8)</b> <sup>2</sup>  |                         |
|   | IES T4 Forward Throw<br><b>(T4)</b>         |  |  | 3000K, 80 CRI<br><b>(30K8)</b> <sup>2</sup>  |                         |
|   | IES T4 Forward Throw Wide<br><b>(T4FTW)</b> |  |  | 3500K, 80 CRI<br><b>(35K8)</b> <sup>2</sup>  |                         |
|   |   |  |  | 4000K, 70 CRI<br><b>(40K7)</b> <sup>2</sup>  |                         |
|   |   |  |  | 4000K, 80 CRI<br><b>(40K8)</b> <sup>2</sup>  |                         |
|   |   |  |  | 5000K, 70 CRI<br><b>(50K7)</b> <sup>2</sup>  |                         |
|   |   |  |  | 5000K, 80 CRI<br><b>(50K8)</b> <sup>2</sup>  |                         |
| Mounting  | Color                                       | Controls Options   | Options  | Lens Options   |                         |
| Wall Side Mount Fixture<br>Facing Down<br><b>(WSM-D)</b>        | Bronze Textured<br><b>(BRZ)</b>             | Nema 7-Pin Receptacle<br><b>(PE7)</b>  | Black Optical Frame<br><b>(BOF)</b>                      | Clear Tempered Glass Lens<br><b>(CTG)</b> <sup>22</sup>                                      |                         |
| Wall Side Mount Fixture<br>Facing UP<br><b>(WSM-U)</b>          | White Textured<br><b>(WHT)</b>              | Button Type Photocell<br><b>(PC)</b>   | Dual Circuit Option<br><b>(DC)</b> 8, 15                 | Diffused Polycarbonate<br>Visual Comfort Lens<br><b>(DPCL)</b>                               |                         |
|   | Smooth White Gloss<br><b>(SWT)</b>          | FSP-211 w/Motion Sensor<br>8' Heights & Below<br><b>(FSP-8-L)</b> <sup>12, 14</sup>    | Emergency Battery 4W<br><b>(EM4)</b>                     | HAL Lens<br><b>(HAL)</b> <sup>10</sup>   |                         |
|   | Silver Metallic<br><b>(SVR)</b>             | <b>(FSP-8-R)</b> <sup>12, 14</sup>   | Emergency Battery 8W<br><b>(EM8)</b> <sup>15</sup>       |  |                         |
|   | Black Textured<br><b>(BLK)</b>              | FSP-211 w/Motion Sensor<br>9-20' Heights<br><b>(FSP-20-L)</b> <sup>12, 14</sup>        | Marine Grade Finish<br><b>(MGF)</b>                      |  |                         |
|   | Smooth Black Gloss<br><b>(SBK)</b>          | <b>(FSP-20-R)</b> <sup>12, 14</sup>  | Rotate Optic Left<br><b>(ROL)</b>                        |  |                         |
|   | Graphite Textured<br><b>(GPH)</b>           | FSP-221 w/Motion Sensor<br>8' Heights & Below<br><b>(FSP-HV-8-L)</b> <sup>13, 14</sup> | Rotate Optic Right<br><b>(ROR)</b>                       |  |                         |
|   | Grey Textured<br><b>(GRY)</b>               | <b>(FSP-HV-8-L)</b> <sup>13, 14</sup>  | Tamper Proof Hardware<br><b>(TPH)</b>                    |  |                         |
|   | Green Textured<br><b>(GRN)</b>              | FSP-221 w/Motion Sensor<br>9-20' Heights<br><b>(FSP-HV-20-L)</b> <sup>13, 14</sup>     | Buy American Act<br><b>(BAA)</b> <sup>6</sup>            |  |                         |
|   | Hunter Green Textured<br><b>(HGN)</b>       | <b>(FSP-HV-20-R)</b> <sup>13, 14</sup>   | Trade Agreement Act<br><b>(TAA)</b> <sup>6</sup>         |  |                         |
|   | Custom<br><b>(CS)</b>                       | Custom Controls Integration<br><b>(CCI)</b> <sup>4</sup>                               | Build America Buy American<br><b>(BABA)</b> <sup>6</sup> |  |                         |

## NOTES:

- Consult Factory for Lead Time.
- Consult Factory for 90 CRI Requests.
- Consult factory for all BAA/TAA/BABA requests
- 120V-277V
- 347V - 480V
- 3000K CCT or lower must be selected to meet International Dark-Sky Association certification
- Turtle Safe
- Not available over 530mA
- Not available over 700mA
- HAL Lens: Yellow Polycarbonate Lens - less than 2% Blue Light Content
- Please contact Factory for Custom Control Integration requests (nLight, NX, WaveLinx, Crestron, DMX/RDM, Synapse, Casambi, Dali II, Avi-On, or other control systems)
- FSP-211, 120V/277V, 230-240VAC (single phase), 50/60Hz
- FSP-221, 100-347VAC (single phase) or 208/230/480VAC (phase-to-phase)
- Projects with sensors require Qty. 1 FSIR per project
- Dual Circuit Option (requires TRC-3, TRC-4, or TRC-5 housing)
- TRC-1-LWM - 16L Only
- TRC-2-LWM - 32L Only
- TRC-3-LWM - 48L Only
- TRC-4-LWM - 64L Only
- TRC-5-LWM - 80L Only
- TRC-1-LWM - 16L & TRC-2-LWM - 32L Only
- Standard with Clear Tempered Glass Lens



701 Kingshill Place, Carson, CA 90746  
Call Us Today (310) 341-2037

nlsighting.com

## PRODUCT SPECIFICATIONS

### ELECTRICAL

- 120-277 Volts (UNV) or 347-480 Volts (HV)
- 0-10V dimming driver
- Driver power factor at maximum load is  $\geq .95$ , THD maximum load is 15%
- LED Drivers Ambient Temp. Min is  $-40^{\circ}\text{C}$  and Ambient Temp. Max ranges from  $50^{\circ}\text{C}$  to  $55^{\circ}\text{C}$  and, in some cases, even higher. Consult the factory for revalidation by providing the fixture catalog string before quoting and specifying it.
- All drivers, controls, and sensors housed in enclosed compartment
- Lumileds Luxeon MX LED's
- CRI 70, 80, or 90
- Color temperatures: Amber, 2700K, 3000K, 3500K, 4000K, 5000K
- Surge Protection: 20KA Standard.

### CONSTRUCTION

- Formed Aluminum
- One-piece clear glass lens
- Corrosion resistant external hardware
- One-piece silicone gasket ensures water tight seal for electronics compartment
- Two-piece silicone Micro Optic system ensures IP67 seal around each PCB

### OPTIONS

- MARINE GRADE FINISH (MGF)—A multi-step process creating protective finishing coat against harsh environments. Chemically washed in a 5 stage cleaning system. Pre-baked, Powder coated 3-5 mils of Zinc Rich Super Durable Polyester Primer. Oven Baked. Finished Powder Coating of Super Durable Polyester Powder Coat 3-5 mil thickness.
- Emergency Battery Backup 4W or 8W (EM4, EM8)
- Dimming Control (FSP-20) (FSP-40)

### CONTROLS

- Button Type Photo Cell (PC)
- FSP-211 with Motion Sensor (FSP-XX)—Passive infrared (PIR) sensor providing multi-level control based on motion/daylight contribution. 120V-277V (UNV)
- FSP-221 with Motion Sensor (FSP-XX)—Passive infrared (PIR) sensor providing multi-level control based on motion/daylight contribution. 347V-480V (HV)
- All control parameters adjustable via wireless configuration remote storing and transmitting sensor profiles.
- FSP-20 mounting heights 9-20 feet
- Includes 5 dimming event cycles, 0-10V dimming with motion sensing, re-programmable in the field.
- Motion sensor sidecar mounted
- FSIR-100 commissioning remote is required to change sensor settings.
- Controls Agnostic: Please contact factory for your preferred controls option. (nLight, NX, WaveLinx, Crestron, DMX/RDM, Synapse, Casambi, DALI II, Avi-On, or other control systems)

### FINISH

- 3-5 mils electrostatic powder coat.
- NLS Lighting standard high-quality finishes prevent corrosion and protects against extreme environmental conditions.

### WARRANTY

Five-year limited warranty for drivers and LEDs.

### OPTICS

Silicone optics high thermal stability and light output provide higher powered LEDs with minimized lumen depreciation. UV stability with scratch resistance increases exterior application durability. Silicone optics do not yellow, crack or brittle over time.

### LISTINGS

- UL Listed in compliance with UL 1598, the Standard for Safety of Luminaires, including the applicable wet location requirements
- Compliant with UL 8750 LED driver design and test safety standards
- CSA C22.2 No. 250.0
- IP67 Rated Optics
- IK10 Rated

### BUY AMERICAN OPTION

While all of the NLS Lighting products listed in this document qualify for the Buy America(n) Act of 1933, we reserve the right to change our listings without notice.

The information provided above is for general informational purposes only. We encourage you to consult legal professionals for advice particular to your projects concerning BAA, TAA, BABA or Buy America.

Additional NLS Products that meet BAA, TAA standards can be found at the following link:

<https://nslighting.com/buy-american/>



The information and specifications on this document are subject to change without any notification. All values are design, nominal, typical or prorated values when measured under internal and external laboratory conditions.

**NLS**  
LIGHTING

701 Kingshill Place, Carson, CA 90746  
Call Us Today (310) 341-2037

[nslighting.com](https://nslighting.com)

# PRODUCT SPECIFICATIONS

## TRAC LINEAR WALL MOUNT - NO SENSORS

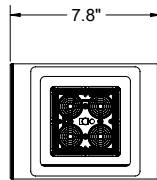
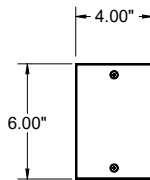
| MODEL     | WIDTH | HEIGHT | LENGTH | LED COUNT |
|-----------|-------|--------|--------|-----------|
| TRC-1-LWM | 6"    | 4"     | 7.8"   | 16L       |
| TRC-2-LWM | 6"    | 4"     | 13.5"  | 32L       |
| TRC-3-LWM | 6"    | 4"     | 18"    | 48L       |
| TRC-4-LWM | 6"    | 4"     | 23.1"  | 64L       |
| TRC-5-LWM | 6"    | 4"     | 28.3"  | 80L       |

## TRAC LINEAR WALL MOUNT - WITH SENSORS

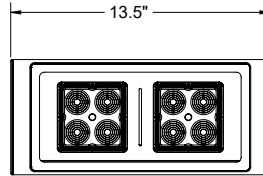
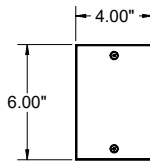
| MODEL     | WIDTH | HEIGHT | LENGTH | LED COUNT |
|-----------|-------|--------|--------|-----------|
| TRC-1-LWM | 6"    | 4"     | 16"    | 16L       |
| TRC-2-LWM | 6"    | 4"     | 23"    | 32L       |
| TRC-3-LWM | 6"    | 4"     | 30"    | 48L       |
| TRC-4-LWM | 6"    | 4"     | 40"    | 64L       |
| TRC-5-LWM | 6"    | 4"     | 48"    | 80L       |

### DIMENSIONS

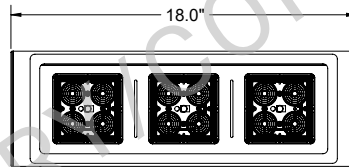
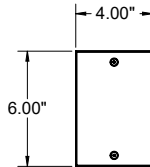
#### TRC-1-LWM



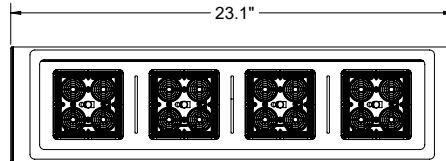
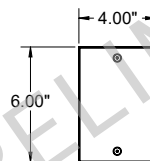
#### TRC-2-LWM



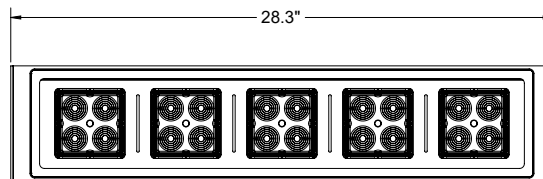
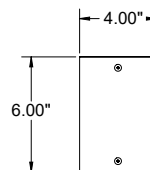
#### TRC-3-LWM



#### TRC-4-LWM



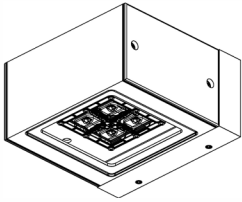
#### TRC-5-LWM



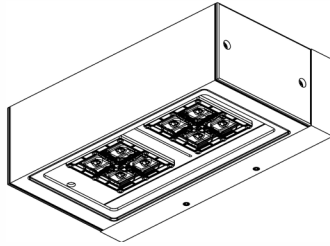
# PRODUCT SPECIFICATIONS

## MOUNTINGS

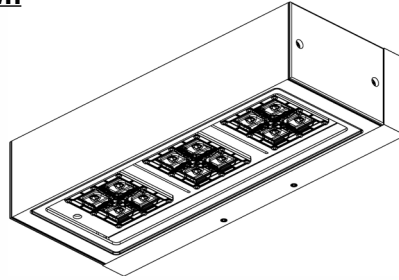
### TRC-LWM-WSM-D - Wall Side Mount - Fixture Facing Down



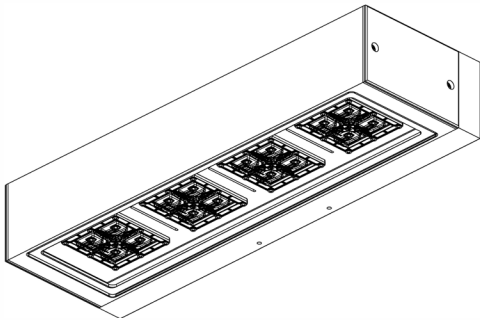
TRC-1-LWM-WSM-D



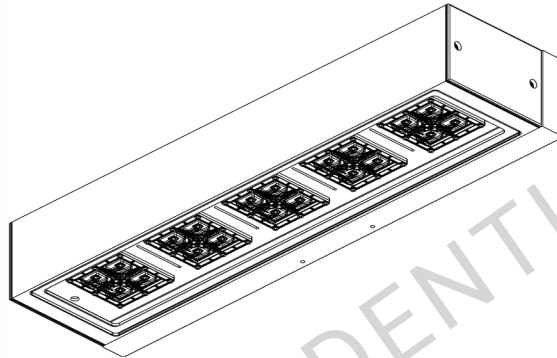
TRC-2-LWM-WSM-D



TRC-3-LWM-WSM-D

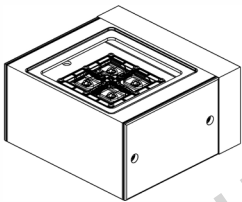


TRC-4-LWM-WSM-D

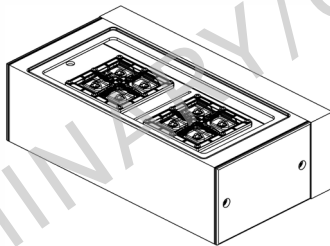


TRC-5-LWM-WSM-D

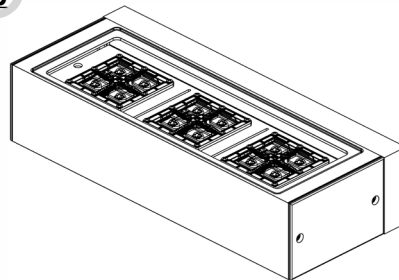
### TRC-LWM-WSM-U - Wall Side Mount - Fixture Facing Up



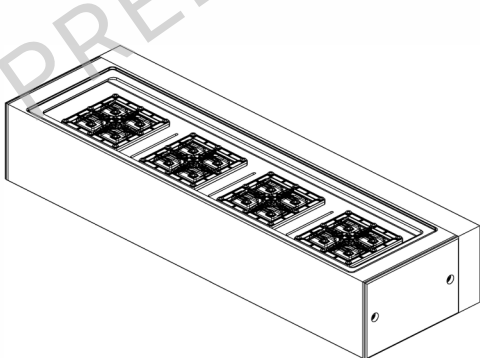
TRC-1-LWM-WSM-U



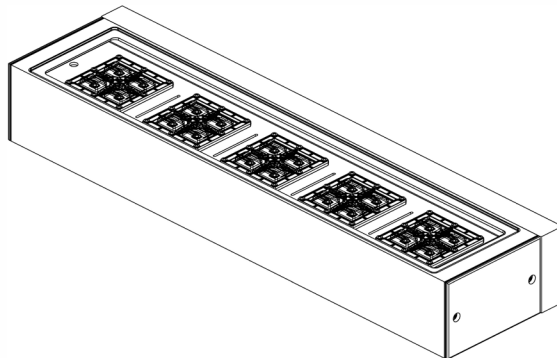
TRC-2-LWM-WSM-U



TRC-3-LWM-WSM-U



TRC-4-LWM-WSM-U

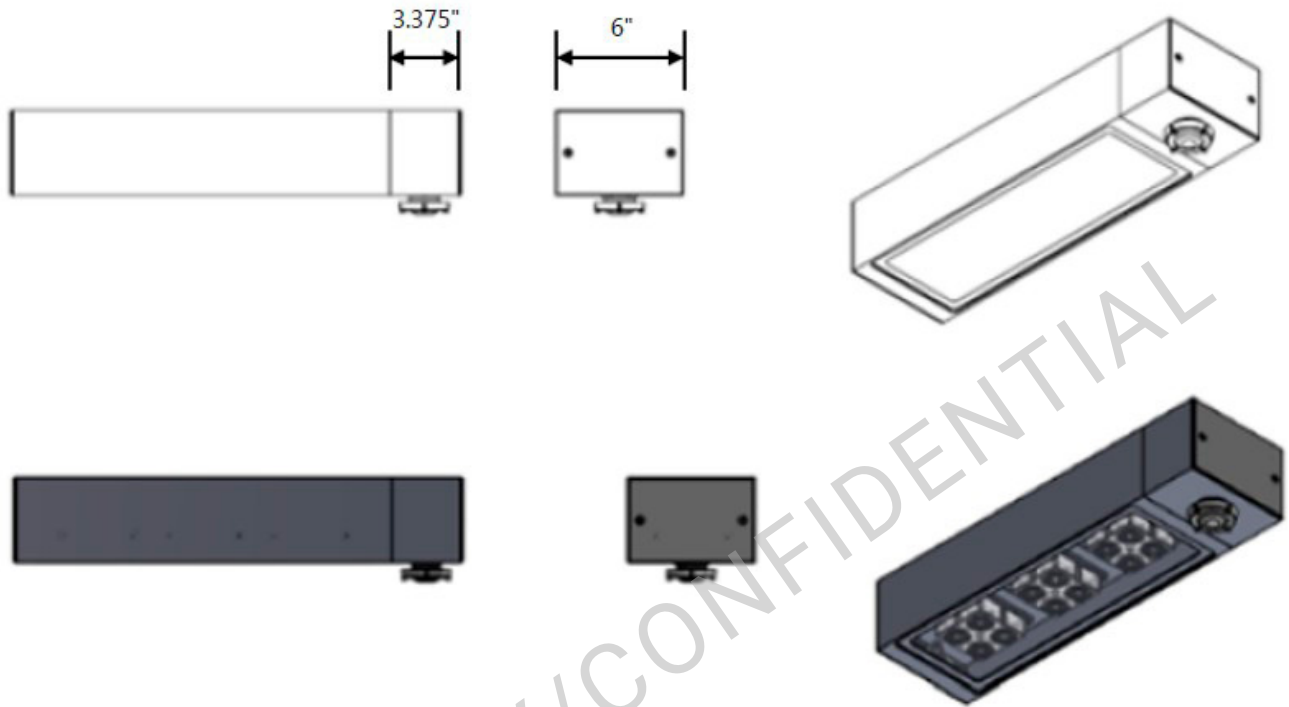


TRC-5-LWM-WSM-U

# PRODUCT SPECIFICATIONS

## MOUNTINGS

### TRC-LWM - FSP SENSOR MODULE WITH SIDECAR MOUNT



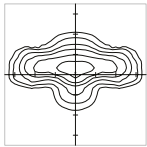
PRELIMINARY/CONFIDENTIAL

# PRODUCT SPECIFICATIONS

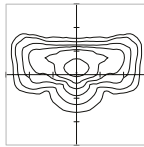
## OPTICS

Silicone optics high photothermal stability and light output provides higher powered LEDs with minimized lumen depreciation LED life. UV and thermal stability with scratch resistance increases exterior application durability.

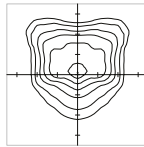
IES Types



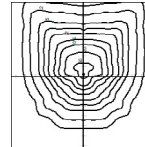
TYPE II (T2)



TYPE III (T3)

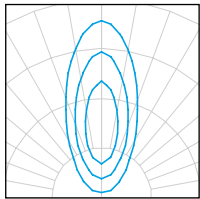


TYPE IV (T4)



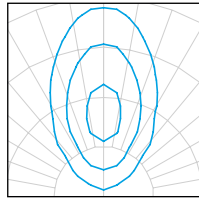
TYPE IV FORWARD (T4FTW)

## FLOOD DISTRIBUTIONS



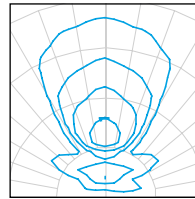
15° VERY NARROW

BEAM OPTIC



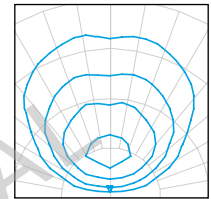
30° NARROW

BEAM OPTIC



55° MEDIUM


BEAM OPTIC




85° WIDE FLOOD

BEAM OPTIC


## LED KELVIN RANGE




AMBER  
585-600 nm



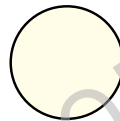
2700K 70 CRI



3000K 70 CRI



3500K 80 CRI



4000K 70 CRI



5000K 70 CRI

| Color | Dominant or Peak Wavelength Range (nm) |         |
|-------|--|---------|
|       | Minimum                                | Maximum |
| Amber | 585                                    | 600     |

### Lumen Maintenance Data

| Ambient Temperature | Drive Current | L90 Hours* | L70 Hours** | 30,000 Hours* | 50,000 Hours* | 60,000 Hours* | 100,000 Hours** |
|---------------------|---------------|------------|-------------|---------------|---------------|---------------|-----------------|
| 25°C                | Up to 700mA   | 58,000     | 173,000     | 95.7%         | 91.6%         | 89.6%         | 82.1%           |
|                     | 1050mA        | 48,000     | 143,000     | 94.3%         | 89.5%         | 87.2%         | 78.5%           |

\*Reported extrapolations per IESNA TM-21

\*\*Projected extrapolations per IESNA TM-21

### MULTIPLIERS FOR 70/80/90 CRI (Scaling Factor from 5000K 70 CRI)

| CRI   | 70 CRI | 80 CRI | 90 CRI |
|-------|--------|--------|--------|
| 2700K | 0.8560 | 0.8015 | 0.6445 |
| 3000K | 0.9255 | 0.8594 | -      |
| 3500K | -      | 0.8594 | -      |
| 4000K | 1.000  | 0.9255 | -      |
| 5000K | 1.000  | 0.9255 | -      |