



LED WATTAGE CHART

DRIVE CURRENT	TRC-LWM-1-16L	TRC-LWM-2-32L	TRC-LWM-3-48L	TRC-LWM-4-64L	TRC-LWM-5-80L
350mA	18W	36W	52W	68W	85W
530mA	28W	54W	79W	103W	128W
700mA	37W	71W	104W	136W	169W
825mA	43W	84W	-	-	-
1050mA	55W	-	-	-	-

FORM

- Elegant Rectilinear Extruded Aluminum Housing
- Corrosion Resistant Stainless Steel External Hardware
- Sleek, Low Profile Housing
- Spec Grade Performance
- Engineered For Optimum Thermal Management
- 10 Architectural Finishes
Standard, RAL Colors Available

FUNCTION

- Micro Optics IES Distributions 15°, 30°, 55°, 85°, T2, T3, T4FTW, T5W
- 0-10V Dimming Drivers
THD @ Max Load < 15%
Power factor @ Max Load < 0.95
- Amber, 2700K, 3000K, 3500K, 4000K, or 5000K
- 16L, 32L, 48L, or 64L LED
- 21-205 Watts
- CRI 70, 80, or 90
- Extruded Aluminum Heat Sink
- 5 Mils Powder Coat
- Aluminum Pole .250 Wall
- Standard with Clear Lens

RELIABILITY

- Silicone Micro Optics
- 5 Year Standard Warranty
- IP67 Optics
- Reduces Energy Consumption And Costs Up To 65%

BUY AMERICAN

To ensure the latest BAA/TAA/BABA Standards are being met, please select BAA, TAA, or BABA in the options section. Please contact the factory before placing an order for any NLS products requesting BAA (Buy American Act), TAA (Trade American Act), or BABA (Build America, Buy America).



Project Name:

Type:

TRAC LINEAR WALL MOUNT - ORDERING GUIDE

Cat#	Light Dist.	# of LEDs	Drive Current	Color Temp./CRI	Voltage
TRAC 1 Linear Wall Mount (TRC-LWM-1) ¹⁶	15° Very Narrow Beam (15)	16 LED (16L) ¹⁶	350mA (35)	Amber LED Standard Turtle Friendly 595nm Dominant Wavelength (AMBER) 1, 7, 8	120-277 (UNV)
TRAC 2 Linear Wall Mount (TRC-LWM-2) ¹⁷	30° Narrow Beam (30)	32 LED (32L) ¹⁷	530mA (53)	Amber LED Phosphor Converted (AMBER/PC) 1, 9	347-480 (HV)
TRAC 3 Linear Wall Mount (TRC-LWM-3) ¹⁸	55° Medium Beam (55)	48 LED (48L) ¹⁸	700mA (7)	2700K, 70 CRI (27K7) ²	
TRAC 4 Linear Wall Mount (TRC-LWM-4) ¹⁹	85° Wide Beam (85)	64 LED (64L) ¹⁹	825mA (82) ²¹	2700K, 80 CRI (27K8) ²	
TRAC 5 Linear Wall Mount (TRC-LWM-5) ²⁰	IES T2/NEMA 7Hx5V (T2)	80 LED (80L) ²⁰	1050mA (1) ¹⁶	3000K, 70 CRI (30K7) ²	
	IES T3/NEMA 7Hx6V (T3)			3000K, 80 CRI (30K8) ²	
	IES T4 Forward Throw Wide (T4FTW)			3000K, 80 CRI (30K8) ²	
	IES T5 Wide (T5W)			3500K, 80 CRI (35K8)	
				4000K, 70 CRI (40K7) ²	
				4000K, 80 CRI (40K8) ²	
				5000K, 70 CRI (50K7) ²	
				5000K, 80 CRI (50K8) ²	
Mounting	Color	Controls Options	Options	Lens Options	
Wall Side Mount Fixture Facing Down (WSM-D)	Bronze Textured (BRZ)	Nema 7-Pin Receptacle (PE7)	Black Optical Frame (BOF)	Clear Tempered Glass Lens (CTG) ²²	
Wall Side Mount Fixture Facing UP (WSM-U)	White Textured (WHT)	Button Type Photocell (PC)	Dual Circuit Option (DC) ^{8, 15}	Diffused Polycarbonate Visual Comfort Lens (DPCL)	
	Smooth White Gloss (SWT)	FSP-211 w/Motion Sensor/Photocell 8' Heights & Below (FSP-8-L) ^{12, 14, 23}	Emergency Battery 4W (EM4)	HAL Lens (HAL) ^{9, 10}	
	Silver Metallic (SVR)	(FSP-8-R) ^{12, 14, 23}	Emergency Battery 8W (EM8) ¹⁵		
	Black Textured (BLK)	9 -20' Heights (FSP-20-L) ^{12, 14, 23}	Marine Grade Finish (MGF)		
	Smooth Black Gloss (SBK)	(FSP-20-R) ^{12, 14, 23}	Rotate Optic Left (ROL)		
	Graphite Textured (GPH)	FSP-221 w/Motion Sensor/Photocell 8' Heights & Below (FSP-HV-8-L) ^{13, 14, 23}	Rotate Optic Right (ROR)		
	Grey Textured (GRY)	(FSP-HV-8-L) ^{13, 14, 23}	Tamper Proof Hardware (TPH)		
	Green Textured (GRN)	9 -20' Heights (FSP-HV-20-L) ^{13, 14, 23}	Buy American Act (BAA) ⁶		
	Hunter Green Textured (HGN)	(FSP-HV-20-R) ^{13, 14, 23}	Trade Agreement Act (TAA) ⁶		
	Custom (CS)	Custom Controls Integration (CCI) ¹¹	Build America Buy American (BABA) ⁶		
		FSP Remote (FSIR) ¹⁴			

NOTES:

- Consult Factory for Lead Time.
- Consult Factory for 90 CRI Requests.
- Consult factory for all BAA/TAA/BABA requests
- 120V-277V
- 347V - 480V
- 3000K CCT or lower must be selected to meet International Dark-Sky Association certification.
- Turtle Safe
- Not available over 530mA
- Not available over 700mA
- HAL Lens: Yellow Polycarbonate Lens – less than 2% Blue Light Content
- Please contact Factory for Custom Control Integration requests (nLight, NX, WaveLinx, Crestron, DMX/RDM, Synapse, Casambi, Dali II, Avi-On, or other control systems)
- FSP-211, 120V/277VAC (800W/1200W Max), 230-240VAC (300W Max), 50/60Hz Single Phase. Field/Site Line Voltage must be disclosed for project validation.
- FSP-221, 100-347VAC, 50/60Hz Single Phase, 208/230/480VAC, 50/60Hz Phase-to-Phase. 120VAC (800W Max), 230-240VAC (300W Max), 277/347/480VAC (1200W Max). Field/Site Line Voltage must be disclosed for project validation.
- Projects with sensors require Qty. 1 FSIR per project
- Requires TRC-3, TRC-4, or TRC-5 housing
- TRC-LWM-1 - 16L Only
- TRC-LWM-2 - 32L Only
- TRC-LWM-3 - 48L Only
- TRC-LWM-4 - 64L Only
- TRC-LWM-5 - 80L Only
- TRC-LWM-1 - 16L & TRC-LWM-2 - 32L Only
- Standard with Clear Tempered Glass Lens
- FSP requires a sidecar mount, L for the leftside and R for the rightside of the fixture.



701 Kingshill Place, Carson, CA 90746
Call Us Today (310) 341-2037

nlsighting.com

PRODUCT SPECIFICATIONS

ELECTRICAL

- 120-277 Volts (UNV) or 347-480 Volts (HV)
- 0-10V dimming driver
- Driver power factor at maximum load is $\geq .95$, THD maximum load is 15%
- LED Drivers Ambient Temp. Min is -40°C and Ambient Temp. Max ranges from 50°C to 55°C and, in some cases, even higher. Consult the factory for revalidation by providing the fixture catalog string before quoting and specifying it.
- All drivers, controls, and sensors housed in enclosed compartment
- CRI 70, 80, or 90
- Color temperatures: Amber, 2700K, 3000K, 3500K, 4000K, 5000K
- Surge Protection: 20KA Standard.

CONSTRUCTION

- Formed Aluminum
- One-piece clear glass lens
- Corrosion resistant external hardware
- One-piece silicone gasket ensures water tight seal for electronics compartment
- Two-piece silicone Micro Optic system ensures IP67 seal around each PCB

OPTIONS

- MARINE GRADE FINISH (MGF)—A multi-step process creating protective finishing coat against harsh environments. Chemically washed in a 5 stage cleaning system. Pre-baked, Powder coated 3-5 mils of Zinc Rich Super Durable Polyester Primer. Oven Baked. Finished Powder Coating of Super Durable Polyester Powder Coat 3-5 mil thickness.
- Emergency Battery Backup 4W or 8W (EM4, EM8)
- Dimming Control (FSP-20) (FSP-40)

CONTROLS

- Button Type Photo Cell (PC)
- FSP-211 with Motion Sensor (FSP-XX)—Passive infrared (PIR) sensor providing multi-level control based on motion/daylight contribution. 120V-277V (UNV)
- FSP-221 with Motion Sensor (FSP-XX)—Passive infrared (PIR) sensor providing multi-level control based on motion/daylight contribution. 347V-480V (HV)
- All control parameters adjustable via wireless configuration remote storing and transmitting sensor profiles.
- FSP-20 mounting heights 9-20 feet
- Includes 5 dimming event cycles, 0-10V dimming with motion sensing, re-programmable in the field.
- Motion sensor sidecar mounted
- FSIR-100 commissioning remote is required to change sensor settings.
- Controls Agnostic: Please contact factory for your preferred controls option. (nLight, NX, WaveLinX, Crestron, DMX/RDM, Synapse, Casambi, DALI II, Avi-On, or other control systems)

FINISH

- 3-5 mils electrostatic powder coat.
- NLS Lighting standard high-quality finishes prevent corrosion and protects against extreme environmental conditions.

WARRANTY

Five-year limited warranty for drivers and LEDs.

OPTICS

Silicone optics high thermal stability and light output provide higher powered LEDs with minimized lumen depreciation. UV stability with scratch resistance increases exterior application durability. Silicone optics do not yellow, crack or brittle over time.

LISTINGS

- UL Listed in compliance with UL 1598, the Standard for Safety of Luminaires, including the applicable wet location requirements
- Compliant with UL 8750 LED driver design and test safety standards
- CSA C22.2 No. 250.0

BUY AMERICAN OPTION

While all of the NLS Lighting products listed in this document qualify for the Buy America(n) Act of 1933, we reserve the right to change our listings without notice.

The information provided above is for general informational purposes only. We encourage you to consult legal professionals for advice particular to your projects concerning BAA, TAA, BABA or Buy America.

Additional NLS Products that meet BAA, TAA standards can be found at the following link:

<https://nslighting.com/buy-american/>



The information and specifications on this document are subject to change without any notification. All values are design, nominal, typical or prorated values when measured under internal and external laboratory conditions.



701 Kingshill Place, Carson, CA 90746
Call Us Today (310) 341-2037

nslighting.com

PRODUCT SPECIFICATIONS

TRAC LINEAR WALL MOUNT - NO SENSORS

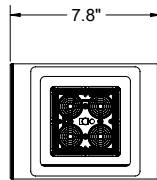
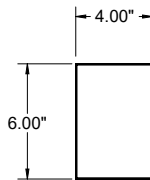
MODEL	WIDTH	HEIGHT	LENGTH	LED COUNT
TRC-LWM-1	6"	4"	7.8"	16L
TRC-LWM-2	6"	4"	13.5"	32L
TRC-LWM-3	6"	4"	18"	48L
TRC-LWM-4	6"	4"	23.1"	64L
TRC-LWM-5	6"	4"	28.3"	80L

TRAC LINEAR WALL MOUNT - WITH SENSORS

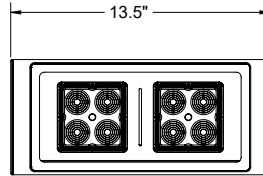
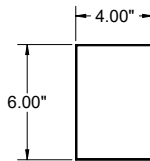
MODEL	WIDTH	HEIGHT	LENGTH	LED COUNT
TRC-LWM-1	6"	4"	16"	16L
TRC-LWM-2	6"	4"	23"	32L
TRC-LWM-3	6"	4"	30"	48L
TRC-LWM-4	6"	4"	40"	64L
TRC-LWM-5	6"	4"	48"	80L

DIMENSIONS

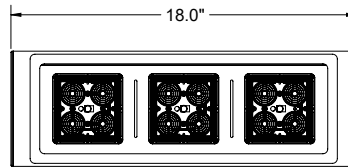
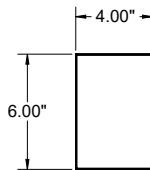
TRC-LWM-1



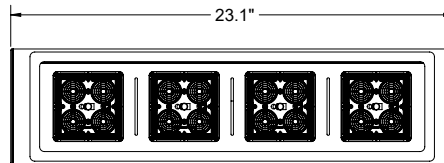
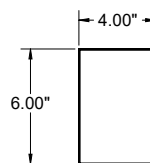
TRC-LWM-2



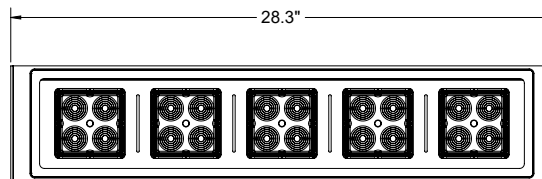
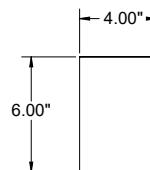
TRC-LWM-3



TRC-LWM-4



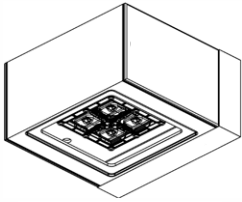
TRC-LWM-5



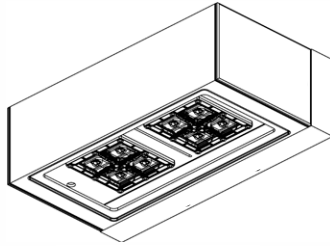
PRODUCT SPECIFICATIONS

MOUNTINGS

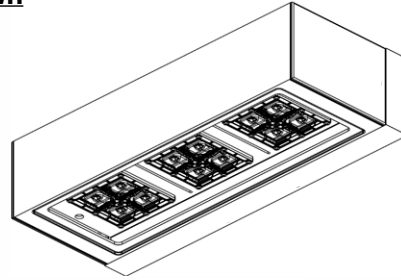
TRC-LWM-WSM-D - Wall Side Mount - Fixture Facing Down



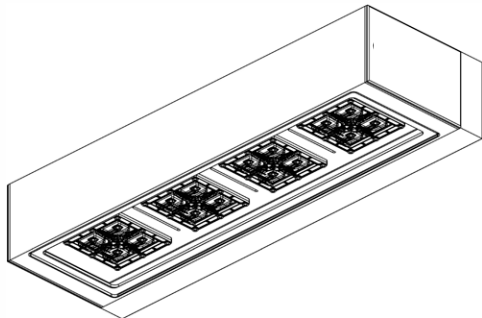
TRC-LWM-1-WSM-D



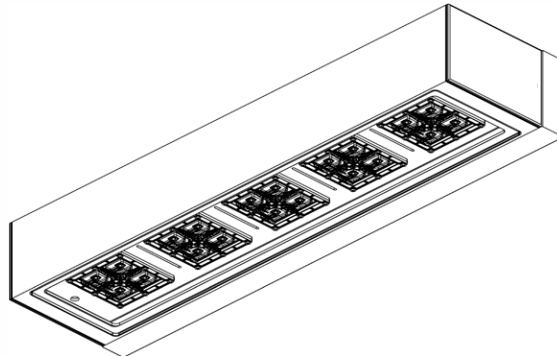
TRC-LWM-2-WSM-D



TRC-LWM-3-WSM-D

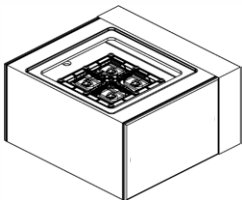


TRC-LWM-4-WSM-D

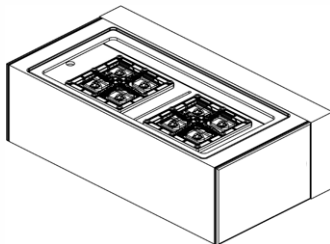


TRC-LWM-5-WSM-D

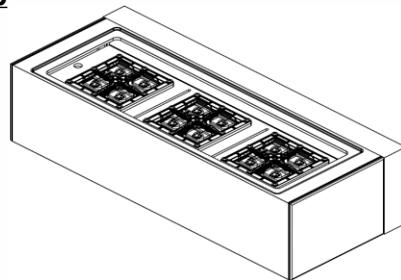
TRC-LWM-WSM-U - Wall Side Mount - Fixture Facing Up



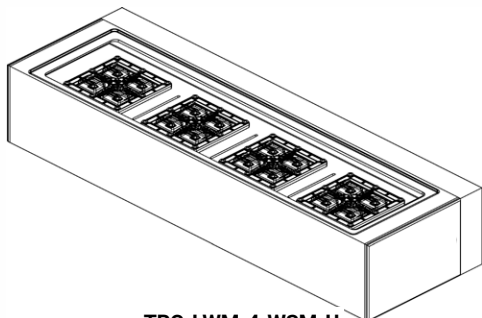
TRC-LWM-1-WSM-U



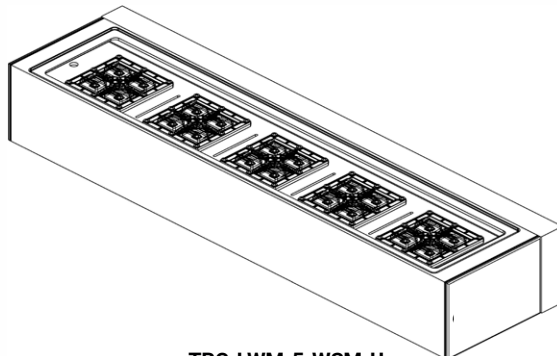
TRC-LWM-2-WSM-U



TRC-LWM-3-WSM-U



TRC-LWM-4-WSM-U

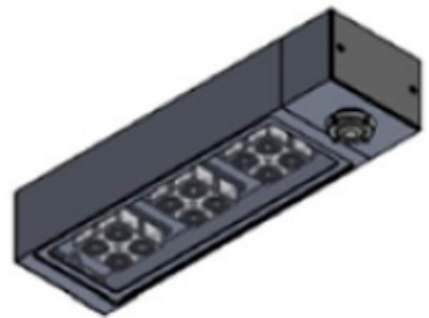
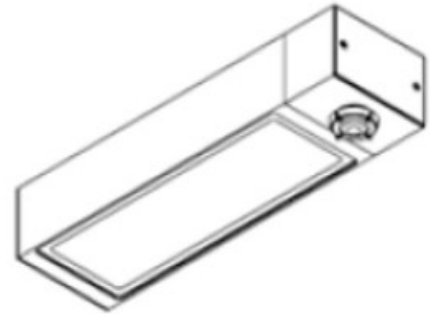
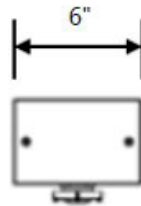


TRC-LWM-5-WSM-U

PRODUCT SPECIFICATIONS

MOUNTINGS

TRC-LWM - FSP SENSOR MODULE WITH SIDECAR MOUNT

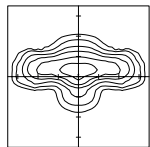


PRODUCT SPECIFICATIONS

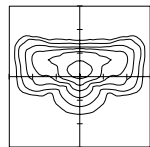
OPTICS

Silicone optics high photothermal stability and light output provides higher powered LEDs with minimized lumen depreciation LED life. UV and thermal stability with scratch resistance increases exterior application durability.

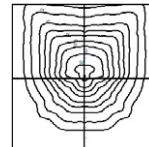
IES Types



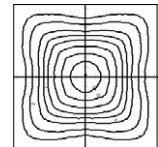
TYPE II (T2)



TYPE III (T3)

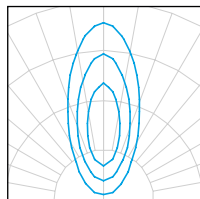


TYPE IV FORWARD (T4FTW)



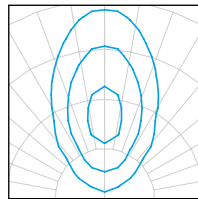
TYPE V WIDE (T5W)

FLOOD DISTRIBUTIONS



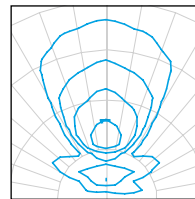
15° VERY NARROW

BEAM OPTIC



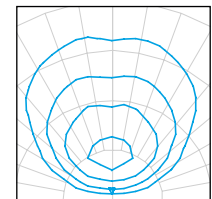
30° NARROW

BEAM OPTIC



55° MEDIUM


BEAM OPTIC




85° WIDE FLOOD

BEAM OPTIC


LED KELVIN RANGE




AMBER
585-600 nm



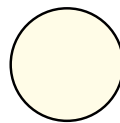
2700K 70 CRI



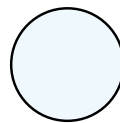
3000K 70 CRI



3500K 80 CRI



4000K 70 CRI



5000K 70 CRI

Color	Dominant or Peak Wavelength Range (nm)	
	Minimum	Maximum
Amber	585	600

Lumen Maintenance Data

Ambient Temperature	Drive Current	L90 Hours*	L70 Hours**	30,000 Hours*	50,000 Hours*	60,000 Hours*	100,000 Hours**
25°C	Up to 700mA	58,000	173,000	95.7%	91.6%	89.6%	82.1%
	1050mA	48,000	143,000	94.3%	89.5%	87.2%	78.5%

*Reported extrapolations per IESNA TM-21

**Projected extrapolations per IESNA TM-21

MULTIPLIERS FOR 70/80/90 CRI (Scaling Factor from 5000K 70 CRI)

CRI	70 CRI	80 CRI	90 CRI
2700K	0.8560	0.8015	0.6445
3000K	0.9255	0.8594	-
3500K	-	0.8594	-
4000K	1.000	0.9255	-
5000K	1.000	0.9255	-



701 Kingshill Place, Carson, CA 90746
Call Us Today (310) 341-2037

nlsighting.com

PRODUCT SPECIFICATIONS

LUMEN CHARTS

TRC-LWM-1 UPDATED LUMEN CHART															
PART NUMBER	15°	LM/W	30°	LM/W	55°	LM/W	85°	LM/W	T2	LM/W	T3	LM/W	T4FTW	LM/W	WATTAGE
TRC-LWM-1-16L-35-27K7	2102	117	1966	109	1981	110	2026	113	1920	107	1799	100	1603	89	18
TRC-LWM-1-16L-35-27K8	1959	109	1832	102	1846	103	1889	105	1790	99	1677	93	1494	83	18
TRC-LWM-1-16L-35-30K7	2439	136	2282	127	2299	128	2352	131	2229	124	2088	116	1860	103	18
TRC-LWM-1-16L-35-30K8	2114	117	1977	110	1993	111	2038	113	1932	107	1810	101	1612	90	18
TRC-LWM-1-16L-35-35K8	2122	118	1984	110	2000	111	2045	114	1939	108	1816	101	1618	90	18
TRC-LWM-1-16L-35-40K7	2502	139	2340	130	2358	131	2412	134	2286	127	2142	119	1908	106	18
TRC-LWM-1-16L-35-40K8	2252	125	2106	117	2122	118	2171	121	2057	114	1928	107	1717	95	18
TRC-LWM-1-16L-35-50K7	2502	139	2340	130	2358	131	2412	134	2286	127	2142	119	1908	106	18
TRC-LWM-1-16L-35-50K8	2252	125	2106	117	2122	118	2171	121	2057	114	1928	107	1717	95	18
TRC-LWM-1-16L-53-27K7	3034	108	2822	101	2846	102	2916	104	2752	98	2564	92	2258	81	28
TRC-LWM-1-16L-53-27K8	2828	101	2631	94	2653	95	2719	97	2565	92	2390	85	2105	75	28
TRC-LWM-1-16L-53-30K7	3522	126	3276	117	3303	118	3385	121	3194	114	2976	106	2621	94	28
TRC-LWM-1-16L-53-30K8	3052	109	2839	101	2863	102	2934	105	2768	99	2579	92	2271	81	28
TRC-LWM-1-16L-53-35K8	3063	109	2849	102	2873	103	2944	105	2778	99	2588	92	2279	81	28
TRC-LWM-1-16L-53-40K7	3612	129	3360	120	3388	121	3472	124	3276	117	3052	109	2688	96	28
TRC-LWM-1-16L-53-40K8	3251	116	3024	108	3049	109	3125	112	2948	105	2747	98	2419	86	28
TRC-LWM-1-16L-53-50K7	3612	129	3360	120	3388	121	3472	124	3276	117	3052	109	2688	96	28
TRC-LWM-1-16L-53-50K8	3251	116	3024	108	3049	109	3125	112	2948	105	2747	98	2419	86	28
TRC-LWM-1-16L-7-27K7	3699	100	3419	92	3450	93	3543	96	3326	90	3077	83	2673	72	37
TRC-LWM-1-16L-7-27K8	3448	93	3187	86	3216	87	3303	89	3100	84	2868	78	2492	67	37
TRC-LWM-1-16L-7-30K7	4293	116	3968	107	4004	108	4113	111	3860	104	3571	97	3102	84	37
TRC-LWM-1-16L-7-30K8	3721	101	3439	93	3470	94	3564	96	3345	90	3095	84	2689	73	37
TRC-LWM-1-16L-7-35K8	3734	101	3451	93	3483	94	3577	97	3357	91	3106	84	2698	73	37
TRC-LWM-1-16L-7-40K7	4403	119	4070	110	4107	111	4218	114	3959	107	3663	99	3182	86	37
TRC-LWM-1-16L-7-40K8	3963	107	3663	99	3696	100	3796	103	3563	96	3297	89	2864	77	37
TRC-LWM-1-16L-7-50K7	4403	119	4070	110	4107	111	4218	114	3959	107	3663	99	3182	86	37
TRC-LWM-1-16L-7-50K8	3963	107	3663	99	3696	100	3796	103	3563	96	3297	89	2864	77	37
TRC-LWM-1-16L-82-27K7	4262	99	3937	92	3973	92	4082	95	3829	89	3540	82	3070	71	43
TRC-LWM-1-16L-82-27K8	3973	92	3670	85	3704	86	3805	88	3569	83	3300	77	2862	67	43
TRC-LWM-1-16L-82-30K7	4947	115	4570	106	4612	107	4738	110	4444	103	4109	96	3564	83	43
TRC-LWM-1-16L-82-30K8	4288	100	3961	92	3997	93	4106	95	3852	90	3561	83	3088	72	43
TRC-LWM-1-16L-82-35K8	4303	100	3975	92	4011	93	4120	96	3865	90	3573	83	3099	72	43
TRC-LWM-1-16L-82-40K7	5074	118	4687	109	4730	110	4859	113	4558	106	4214	98	3655	85	43
TRC-LWM-1-16L-82-40K8	4567	106	4218	98	4257	99	4373	102	4102	95	3793	88	3290	77	43
TRC-LWM-1-16L-82-50K7	5074	118	4687	109	4730	110	4859	113	4558	106	4214	98	3655	85	43
TRC-LWM-1-16L-82-50K8	4567	106	4218	98	4257	99	4373	102	4102	95	3793	88	3290	77	43
TRC-LWM-1-16L-1-27K7	5412	98	4977	90	5014	91	5184	94	4848	88	4465	81	3896	71	55
TRC-LWM-1-16L-1-27K8	5045	92	4639	84	4674	85	4833	88	4519	82	4162	76	3632	66	55
TRC-LWM-1-16L-1-30K7	6282	114	5777	105	5820	106	6018	109	5627	102	5182	94	4522	82	55
TRC-LWM-1-16L-1-30K8	5444	99	5007	91	5044	92	5215	95	4876	89	4491	82	3919	71	55
TRC-LWM-1-16L-1-35K8	5464	99	5024	91	5062	92	5234	95	4894	89	4507	82	3933	72	55
TRC-LWM-1-16L-1-40K7	6443	117	5925	108	5969	109	6172	112	5771	105	5315	97	4638	84	55
TRC-LWM-1-16L-1-40K8	5799	105	5333	97	5372	98	5555	101	5194	94	4784	87	4174	76	55
TRC-LWM-1-16L-1-50K7	6443	117	5925	108	5969	109	6172	112	5771	105	5315	97	4638	84	55
TRC-LWM-1-16L-1-50K8	5799	105	5333	97	5372	98	5555	101	5194	94	4784	87	4174	76	55

PRODUCT SPECIFICATIONS

LUMEN CHARTS

TRC-LWM-2 UPDATED LUMEN CHART															
PART NUMBER	15°	LM/W	30°	LM/W	55°	LM/W	85°	LM/W	T2	LM/W	T3	LM/W	T4FTW	LM/W	WATTAGE
TRC-LWM-2-32L-35-27K7	4838	134	4506	125	4491	125	4687	130	4536	126	4264	118	3871	108	36
TRC-LWM-2-32L-35-27K8	4510	125	4200	117	4186	116	4369	121	4228	117	3975	110	3608	100	36
TRC-LWM-2-32L-35-30K7	5616	156	5230	145	5212	145	5441	151	5265	146	4949	137	4493	125	36
TRC-LWM-2-32L-35-30K8	4867	135	4533	126	4517	125	4715	131	4563	127	4289	119	3894	108	36
TRC-LWM-2-32L-35-35K8	4884	136	4549	126	4533	126	4732	131	4579	127	4304	120	3908	109	36
TRC-LWM-2-32L-35-40K7	5760	160	5364	149	5346	149	5580	155	5400	150	5076	141	4608	128	36
TRC-LWM-2-32L-35-40K8	5184	144	4828	134	4811	134	5022	140	4860	135	4568	127	4147	115	36
TRC-LWM-2-32L-35-50K7	5760	160	5364	149	5346	149	5580	155	5400	150	5076	141	4608	128	36
TRC-LWM-2-32L-35-50K8	5184	144	4828	134	4811	134	5022	140	4860	135	4568	127	4147	115	36
TRC-LWM-2-32L-53-27K7	6895	128	6305	117	6290	116	6577	122	6350	118	5942	110	5352	99	54
TRC-LWM-2-32L-53-27K8	6427	119	5877	109	5863	109	6131	114	5919	110	5539	103	4989	92	54
TRC-LWM-2-32L-53-30K7	8003	148	7318	136	7301	135	7634	141	7371	137	6897	128	6213	115	54
TRC-LWM-2-32L-53-30K8	6936	128	6343	117	6327	117	6616	123	6388	118	5978	111	5384	100	54
TRC-LWM-2-32L-53-35K8	6960	129	6365	118	6350	118	6640	123	6411	119	5999	111	5403	100	54
TRC-LWM-2-32L-53-40K7	8208	152	7506	139	7488	139	7830	145	7560	140	7074	131	6372	118	54
TRC-LWM-2-32L-53-40K8	7387	137	6755	125	6739	125	7047	131	6804	126	6367	118	5735	106	54
TRC-LWM-2-32L-53-50K7	8208	152	7506	139	7488	139	7830	145	7560	140	7074	131	6372	118	54
TRC-LWM-2-32L-53-50K8	7387	137	6755	125	6739	125	7047	131	6804	126	6367	118	5735	106	54
TRC-LWM-2-32L-7-27K7	8447	119	7717	109	7702	108	8034	113	7767	109	7237	102	6461	91	71
TRC-LWM-2-32L-7-27K8	7874	111	7193	101	7179	101	7489	105	7240	102	6746	95	6023	85	71
TRC-LWM-2-32L-7-30K7	9805	138	8957	126	8940	126	9325	131	9016	127	8400	118	7500	106	71
TRC-LWM-2-32L-7-30K8	8497	120	7763	109	7748	109	8082	114	7814	110	7280	103	6500	92	71
TRC-LWM-2-32L-7-35K8	8527	120	7791	110	7775	110	8110	114	7841	110	7306	103	6523	92	71
TRC-LWM-2-32L-7-40K7	10056	142	9187	129	9169	129	9564	135	9247	130	8615	121	7692	108	71
TRC-LWM-2-32L-7-40K8	9050	127	8268	116	8252	116	8608	121	8322	117	7754	109	6923	98	71
TRC-LWM-2-32L-7-50K7	10056	142	9187	129	9169	129	9564	135	9247	130	8615	121	7692	108	71
TRC-LWM-2-32L-7-50K8	9050	127	8268	116	8252	116	8608	121	8322	117	7754	109	6923	98	71
TRC-LWM-2-32L-82-27K7	9949	118	9032	108	9017	107	9455	113	9102	108	8467	101	7550	90	84
TRC-LWM-2-32L-82-27K8	9274	110	8419	100	8405	100	8813	105	8485	101	7893	94	7038	84	84
TRC-LWM-2-32L-82-30K7	11548	137	10483	125	10466	125	10975	131	10565	126	9828	117	8763	104	84
TRC-LWM-2-32L-82-30K8	10008	119	9085	108	9070	108	9511	113	9156	109	8518	101	7595	90	84
TRC-LWM-2-32L-82-35K8	10044	120	9118	109	9102	108	9545	114	9189	109	8548	102	7622	91	84
TRC-LWM-2-32L-82-40K7	11844	141	10752	128	10734	128	11256	134	10836	129	10080	120	8988	107	84
TRC-LWM-2-32L-82-40K8	10660	127	9677	115	9661	115	10130	121	9752	116	9072	108	8089	96	84
TRC-LWM-2-32L-82-50K7	11844	141	10752	128	10734	128	11256	134	10836	129	10080	120	8988	107	84
TRC-LWM-2-32L-82-50K8	10660	127	9677	115	9661	115	10130	121	9752	116	9072	108	8089	96	84

PRODUCT SPECIFICATIONS

LUMEN CHARTS

TRC-LWM-3 UPDATED LUMEN CHART															
PART NUMBER	15°	LM/W	30°	LM/W	55°	LM/W	85°	LM/W	T2	LM/W	T3	LM/W	T4FTW	LM/W	WATTAGE
TRC-LWM-3-48L-35-27K7	6989	134	6639	128	6683	129	6770	130	6203	119	6246	120	5591	108	52
TRC-LWM-3-48L-35-27K8	6515	125	6189	119	6230	120	6311	121	5782	111	5822	112	5212	100	52
TRC-LWM-3-48L-35-30K7	8112	156	7706	148	7757	149	7859	151	7199	138	7250	139	6490	125	52
TRC-LWM-3-48L-35-30K8	7030	135	6679	128	6723	129	6811	131	6239	120	6283	121	5624	108	52
TRC-LWM-3-48L-35-35K8	7055	136	6703	129	6747	130	6835	131	6262	120	6306	121	5644	109	52
TRC-LWM-3-48L-35-40K7	8320	160	7904	152	7956	153	8060	155	7384	142	7436	143	6656	128	52
TRC-LWM-3-48L-35-40K8	7488	144	7114	137	7160	138	7254	140	6646	128	6692	129	5990	115	52
TRC-LWM-3-48L-35-50K7	8320	160	7904	152	7956	153	8060	155	7384	142	7436	143	6656	128	52
TRC-LWM-3-48L-35-50K8	7488	144	7114	137	7160	138	7254	140	6646	128	6692	129	5990	115	52
TRC-LWM-3-48L-53-27K7	10087	128	9423	119	9489	120	9622	122	8760	111	8826	112	7830	99	79
TRC-LWM-3-48L-53-27K8	9402	119	8784	111	8846	112	8969	114	8165	103	8227	104	7299	92	79
TRC-LWM-3-48L-53-30K7	11708	148	10938	138	11015	139	11169	141	10167	129	10244	130	9089	115	79
TRC-LWM-3-48L-53-30K8	10147	128	9479	120	9546	121	9679	123	8812	112	8878	112	7877	100	79
TRC-LWM-3-48L-53-35K8	10183	129	9513	120	9580	121	9714	123	8843	112	8910	113	7905	100	79
TRC-LWM-3-48L-53-40K7	12008	152	11218	142	11297	143	11455	145	10428	132	10507	133	9322	118	79
TRC-LWM-3-48L-53-40K8	10807	137	10096	128	10167	129	10310	131	9385	119	9456	120	8390	106	79
TRC-LWM-3-48L-53-50K7	12008	152	11218	142	11297	143	11455	145	10428	132	10507	133	9322	118	79
TRC-LWM-3-48L-53-50K8	10807	137	10096	128	10167	129	10310	131	9385	119	9456	120	8390	106	79
TRC-LWM-3-48L-7-27K7	12554	121	11678	112	11702	113	11802	113	10677	103	10739	103	9416	91	104
TRC-LWM-3-48L-7-27K8	11702	113	10885	105	10908	105	11001	106	9953	96	10010	96	8777	84	104
TRC-LWM-3-48L-7-30K7	14571	140	13554	130	13583	131	13699	132	12393	119	12464	120	10930	105	104
TRC-LWM-3-48L-7-30K8	12629	121	11747	113	11772	113	11872	114	10741	103	10802	104	9472	91	104
TRC-LWM-3-48L-7-35K8	12673	122	11789	113	11813	114	11914	115	10779	104	10841	104	9506	91	104
TRC-LWM-3-48L-7-40K7	14945	144	13902	134	13931	134	14050	135	12711	122	12784	123	11210	108	104
TRC-LWM-3-48L-7-40K8	13451	129	12512	120	12538	121	12645	122	11440	110	11506	111	10089	97	104
TRC-LWM-3-48L-7-50K7	14945	144	13902	134	13931	134	14050	135	12711	122	12784	123	11210	108	104
TRC-LWM-3-48L-7-50K8	13451	129	12512	120	12538	121	12645	122	11440	110	11506	111	10089	97	104

PRODUCT SPECIFICATIONS

LUMEN CHARTS

TRC-LWM-4 UPDATED LUMEN CHART															
PART NUMBER	15°	LM/W	30°	LM/W	55°	LM/W	85°	LM/W	T2	LM/W	T3	LM/W	T4FTW	LM/W	WATTAGE
TRC-LWM-4-64L-35-27K7	9139	134	8511	125	8568	126	8593	126	7940	117	7768	114	7026	103	68
TRC-LWM-4-64L-35-27K8	8519	125	7933	117	7987	117	8010	118	7401	109	7241	106	6549	96	68
TRC-LWM-4-64L-35-30K7	10608	156	9879	145	9945	146	9974	147	9216	136	9017	133	8155	120	68
TRC-LWM-4-64L-35-30K8	9194	135	8562	126	8619	127	8644	127	7987	117	7815	115	7068	104	68
TRC-LWM-4-64L-35-35K8	9226	136	8592	126	8650	127	8675	128	8015	118	7842	115	7093	104	68
TRC-LWM-4-64L-35-40K7	10880	160	10132	149	10200	150	10230	150	9452	139	9248	136	8364	123	68
TRC-LWM-4-64L-35-40K8	9792	144	9119	134	9180	135	9207	135	8507	125	8323	122	7528	111	68
TRC-LWM-4-64L-35-50K7	10880	160	10132	149	10200	150	10230	150	9452	139	9248	136	8364	123	68
TRC-LWM-4-64L-35-50K8	9792	144	9119	134	9180	135	9207	135	8507	125	8323	122	7528	111	68
TRC-LWM-4-64L-53-27K7	12978	126	12026	117	12113	118	12142	118	11161	108	10902	106	9777	95	103
TRC-LWM-4-64L-53-27K8	12097	117	11210	109	11291	110	11318	110	10404	101	10162	99	9113	88	103
TRC-LWM-4-64L-53-30K7	15064	146	13959	136	14060	137	14094	137	12955	126	12654	123	11348	110	103
TRC-LWM-4-64L-53-30K8	13055	127	12098	117	12185	118	12214	119	11228	109	10966	106	9835	95	103
TRC-LWM-4-64L-53-35K8	13102	127	12141	118	12228	119	12258	119	11267	109	11005	107	9870	96	103
TRC-LWM-4-64L-53-40K7	15450	150	14317	139	14420	140	14455	140	13287	129	12978	126	11639	113	103
TRC-LWM-4-64L-53-40K8	13905	135	12885	125	12978	126	13010	126	11958	116	11680	113	10475	102	103
TRC-LWM-4-64L-53-50K7	15450	150	14317	139	14420	140	14455	140	13287	129	12978	126	11639	113	103
TRC-LWM-4-64L-53-50K8	13905	135	12885	125	12978	126	13010	126	11958	116	11680	113	10475	102	103
TRC-LWM-4-64L-7-27K7	16115	118	14787	109	14900	110	14907	110	13591	100	13198	97	11747	86	136
TRC-LWM-4-64L-7-27K8	15021	110	13783	101	13889	102	13895	102	12669	93	12302	90	10950	81	136
TRC-LWM-4-64L-7-30K7	18704	138	17163	126	17295	127	17302	127	15776	116	15319	113	13635	100	136
TRC-LWM-4-64L-7-30K8	16210	119	14875	109	14989	110	14995	110	13672	101	13277	98	11817	87	136
TRC-LWM-4-64L-7-35K8	16268	120	14927	110	15042	111	15049	111	13721	101	13324	98	11859	87	136
TRC-LWM-4-64L-7-40K7	19184	141	17603	129	17738	130	17746	130	16180	119	15712	116	13985	103	136
TRC-LWM-4-64L-7-40K8	17266	127	15843	116	15964	117	15971	117	14562	107	14141	104	12587	93	136
TRC-LWM-4-64L-7-50K7	19184	141	17603	129	17738	130	17746	130	16180	119	15712	116	13985	103	136
TRC-LWM-4-64L-7-50K8	17266	127	15843	116	15964	117	15971	117	14562	107	14141	104	12587	93	136

TRC-LWM-5 UPDATED LUMEN CHART															
PART NUMBER	15°	LM/W	30°	LM/W	55°	LM/W	85°	LM/W	T2	LM/W	T3	LM/W	T4FTW	LM/W	WATTAGE
TRC-LWM-5-80L-35-27K7	11495	135	10781	127	11067	130	11101	131	10282	121	10424	123	9282	109	85
TRC-LWM-5-80L-35-27K8	10715	126	10050	118	10316	121	10347	122	9584	113	9717	114	8652	102	85
TRC-LWM-5-80L-35-30K7	13343	157	12514	147	12846	151	12885	152	11934	140	12100	142	10774	127	85
TRC-LWM-5-80L-35-30K8	11564	136	10846	128	11133	131	11167	131	10343	122	10486	123	9337	110	85
TRC-LWM-5-80L-35-35K8	11605	137	10884	128	11172	131	11206	132	10380	122	10524	124	9370	110	85
TRC-LWM-5-80L-35-40K7	13685	161	12835	151	13175	155	13215	155	12240	144	12410	146	11050	130	85
TRC-LWM-5-80L-35-40K8	12317	145	11552	136	11858	140	11894	140	11016	130	11169	131	9945	117	85
TRC-LWM-5-80L-35-50K7	13685	161	12835	151	13175	155	13215	155	12240	144	12410	146	11050	130	85
TRC-LWM-5-80L-35-50K8	12317	145	11552	136	11858	140	11894	140	11016	130	11169	131	9945	117	85
TRC-LWM-5-80L-53-27K7	16666	130	15160	118	15590	122	15641	122	14408	113	14623	114	12902	101	128
TRC-LWM-5-80L-53-27K8	15535	121	14132	110	14532	114	14579	114	13430	105	13630	106	12027	94	128
TRC-LWM-5-80L-53-30K7	19344	151	17597	137	18096	141	18155	142	16723	131	16973	133	14976	117	128
TRC-LWM-5-80L-53-30K8	16765	131	15251	119	15683	123	15734	123	14493	113	14710	115	12979	101	128
TRC-LWM-5-80L-53-35K8	16824	131	15305	120	15739	123	15790	123	14545	114	14762	115	13025	102	128
TRC-LWM-5-80L-53-40K7	19840	155	18048	141	18560	145	18620	145	17152	134	17408	136	15360	120	128
TRC-LWM-5-80L-53-40K8	17856	140	16243	127	16704	131	16758	131	15437	121	15667	122	13824	108	128
TRC-LWM-5-80L-53-50K7	19840	155	18048	141	18560	145	18620	145	17152	134	17408	136	15360	120	128
TRC-LWM-5-80L-53-50K8	17856	140	16243	127	16704	131	16758	131	15437	121	15667	122	13824	108	128
TRC-LWM-5-80L-7-27K7	20611	122	18530	110	19128	113	19216	114	17667	105	17889	106	15626	92	169
TRC-LWM-5-80L-7-27K8	19212	114	17273	102	17830	106	17912	106	16468	97	16675	99	14565	86	169
TRC-LWM-5-80L-7-30K7	23924	142	21509	127	22202	131	22304	132	20506	121	20764	123	18137	107	169
TRC-LWM-5-80L-7-30K8	20734	123	18641	110	19241	114	19330	114	17772	105	17995	106	15719	93	169
TRC-LWM-5-80L-7-35K8	20807	123	18707	111	19310	114	19399	115	17835	106	18059	107	15774	93	169
TRC-LWM-5-80L-7-40K7	24537	145	22060	131	22771	135	22876	135	21032	124	21296	126	18602	110	169
TRC-LWM-5-80L-7-40K8	22083	131	19854	117	20494	121	20588	122	18929	112	19166	113	16742	99	169
TRC-LWM-5-80L-7-50K7	24537	145	22060	131	22771	135	22876	135	21032	124	21296	126	18602	110	169
TRC-LWM-5-80L-7-50K8	22083	131	19854	117	20494	121	20588	122	18929	112	19166	113	16742	99	169



701 Kingshill Place, Carson, CA 90746
 Call Us Today (310) 341-2037

nlsighting.com