
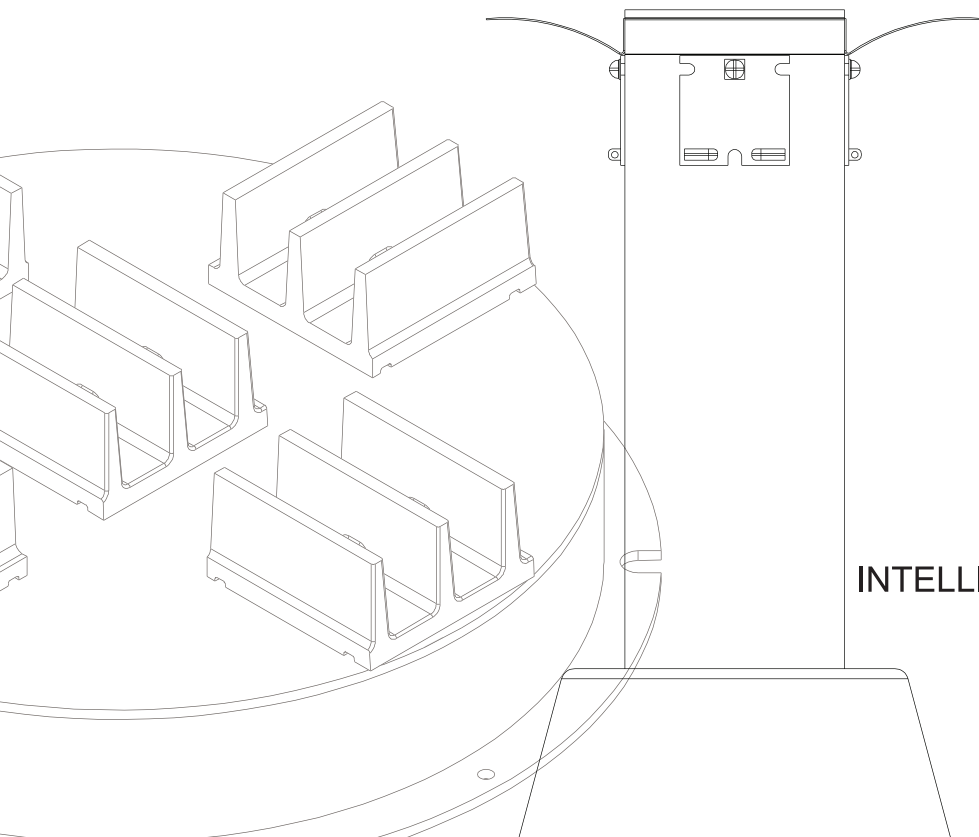


AREA + ROADWAY




RETROFITS | LED



INTELLIGENT LIGHT + PERFORMANCE™
nlsighting.com

RETROFITS LED



◀ L2RET Square available from 20 to 160 LEDs




STAR POWER REFLECTOR



The Star Power Reflector is an excellent system, providing great value and performance.



The Savannah lantern features VRET, ideal for pathways. The optic allows a cut off at the base of the store fronts as not to impede on the windows while at the same time lighting the walkway or street.



Round (10.5" or 14.5" Dia.) and Square (14" or 23" SQ) LED Retrofits available.

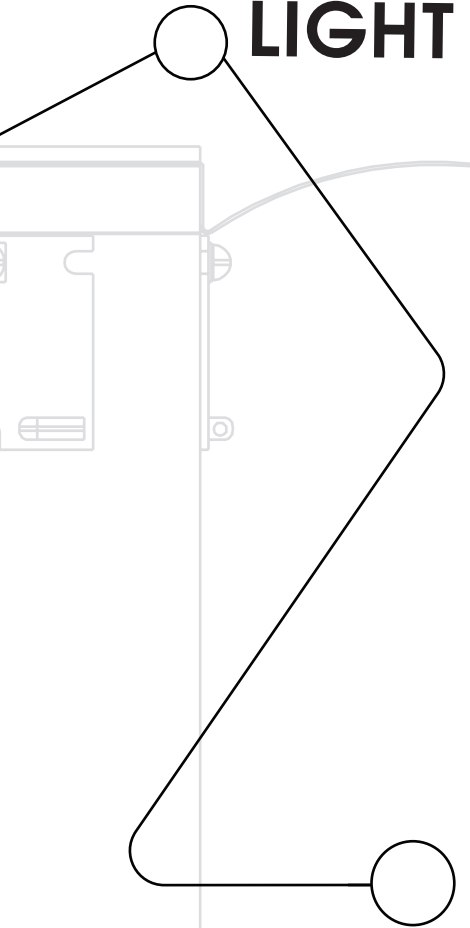


Horizontal LED Retrofits come in Round and Square form, perfect for the Guardian LED.

INTELLIGENT

- Lightweight LED Light Engine Chassis specifically designed for easy, safe and fast installation
- 105 lumens per watt output
- LED 2 Retrofit is available from 33 to 335 watts
- Vertical Retrofit is available from 28 to 136 watts
- Has an end of Life modular efficient chip upgrade solution that takes less than a minute to complete
- A perfect long life solution for any municipality, campus or infrastructure project because of its efficient end-of-life solution and economical pricing
- Patent-pending Star Power reflector system made of diffused 95 percent reflective low-glare optic material
- Conforms to the strictest made in the USA standards—designed, tooled, fabricated and assembled in the USA
- Available in Type 3 and 5 light distributions at 3000, 4000 or 5000 Kelvins
- Philips Advance driver technology is warranted 5 years

LIGHT



Heat Sink: Cast Aluminum
Finish: 5 Millimeters Powder Coat

LED: Luxeon M Series by Lumileds
Optics: Star Power reflector system
Reflectors: Type 3 and 5 Optics
Watts: 28-136, 33-335 Watts
Kelvin: 3000, 4000, or 5000

LED 2
RETROFIT



VERTICAL
LED RETROFIT



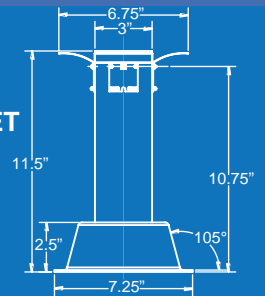
L2RET1 (10.5" OD)
L2RET2 (14.5" OD)



L2RETS1 (14" SQ)
L2RETS2 (23" SQ)



VRET



PHOTOMETRICS / APPLICATIONS

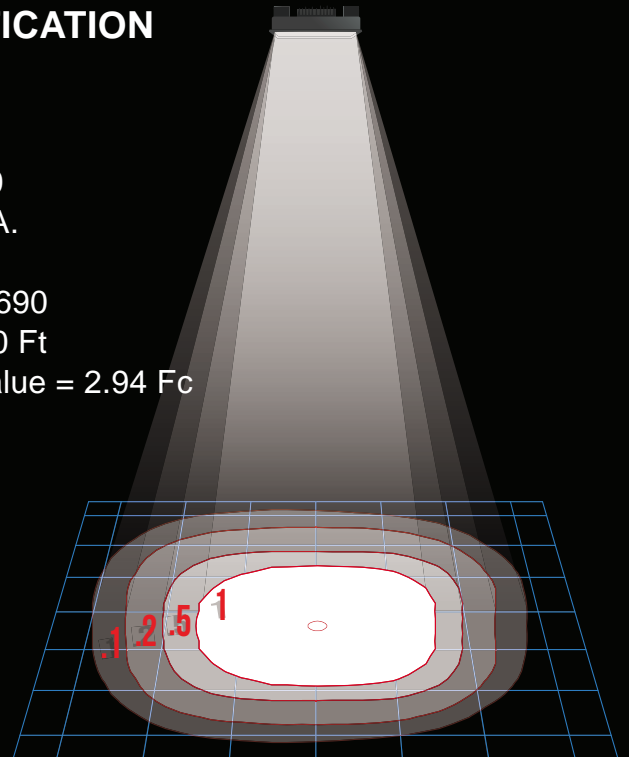
PHOTOMETRIC FILE NAME:
L2RETS2-T5-64L-530-50K.IES

DESCRIPTIVE INFORMATION
(From Photometric File):
NLS LIGHTING LLC
L2RETS2-T5-64L-530-5000K
LED 2 RETROFIT SQUARED 2
23"L. X 23"W. LED LUMINAIRE
SEMI-SPECULAR REFLECTOR

+ PERFORMANCE

TEMPLATE SPECIFICATION

Horizontal Footcandles
Scale: 1 Inch = 20 Ft.
Light Loss Factor = 1.00
Lumens Per Lamp = N.A.
(absolute photometry)
Luminaire Lumens = 10690
Mounting Height = 20.00 Ft
Maximum Calculated Value = 2.94 Fc
Arrangement: Single





NLS Lighting, LLC | 701 Kingshill Place, Carson, CA 90746
Ph (310) 341.2037 | sales@nslighting.com

LUMEN + WATTAGE DATA

VRET { 16 LEDs = 28-36 watts
32 LEDs = 54-71 watts
48 LEDs = 80-104 watts
64 LEDs = 102-136 watts

L2RET1
L2RET2
L2RETS1 { 20 LEDs = 37-47 watts
28 LEDs = 46-58 watts
36 LEDs = 59-79 watts
48 LEDs = 78 watts
56 LEDs = 117 watts

L2RETS2 { 64 LEDs = 102-136 watts
80 LEDs = 128-168 watts
96 LEDs = 153-200 watts
112 LEDs = 177-243 watts
128 LEDs = 202-265 watts
144 LEDs = 225-300 watts
160 LEDs = 335 watts

PART NUMBER	T3 OPTIC	Lm/W	T5 OPTIC	Lm/W	WATTS
L2RET-20L-53-40K	2806	85	2984	90	33
L2RET-20L-7-30K	3189	25	3112	72	43
L2RET-20L-7-40K	3266	76	3282	76	43
L2RET-20L-7-50K	3346	78	3460	80	43
L2RETS1-20L-53-30K	2959	23	3145	95	33
L2RETS1-20L-53-40K	3061	93	3254	99	33
L2RETS1-20L-53-50K	3166	96	3367	102	33
L2RETS1-20L-7-30K	3674	29	3982	93	43
L2RETS1-20L-7-40K	3803	88	4044	94	43
L2RETS1-20L-7-50K	3936	92	4107	96	43
L2RETS1-48L-53-30K	7600	95	7859	98	80
L2RETS2-64L-53-30K	9892	97	10664	105	102
L2RETS2-64L-53-40K	10394	102	11051	108	102
L2RETS2-64L-53-50K	10920	107	11452	112	102
L2RETS2-64L-7-30K	12784	94	12805	94	136
L2RETS2-80L-53-30K	10992	86	11849	93	128
L2RETS2-80L-53-40K	11548	90	12279	96	128
L2RETS2-80L-53-50K	12133	95	12724	99	128
L2RETS2-80L-7-30K	15960	95	15651	93	168
L2RETS2-96L-53-30K	12213	80	13166	86	153
L2RETS2-96L-53-40K	12832	84	13643	89	153
L2RETS2-96L-53-50K	13482	88	14138	92	153
L2RETS2-96L-7-30K	19000	95	18250	91	200
L2RETS2-112L-53-30K	13570	77	14629	83	177
L2RETS2-112L-53-40K	14257	81	15159	86	177
L2RETS2-112L-53-50K	14980	85	15709	89	177
L2RETS2-112L-7-30K	22356	92	21931	90	243
L2RETS2-128L-53-30K	15078	75	16254	80	202
L2RETS2-128L-53-40K	15841	78	16844	83	202
L2RETS2-128L-53-50K	16644	82	17454	86	202
L2RETS2-128L-7-30K	24380	92	23652	89	265
L2RETS2-144L-53-30K	16753	74	18060	80	225
L2RETS2-144L-53-40K	17602	78	18715	83	225
L2RETS2-144L-53-50K	18493	82	19394	86	225
L2RETS2-144L-7-30K	27600	92	26477	88	300
L2RETS2-160L-53-30K	18614	72	20067	77	260
L2RETS2-160L-53-40K	19557	75	20795	80	260
L2RETS2-160L-53-55K	20548	79	21549	83	260

PART NUMBER	T5 OPTIC	Lm/W	WATTS
VRET-16L-53-40K	3016	108	28
VRET-16L-53-50K	3094	111	28
VRET-16L-7-40K	3434	95	36
VRET-16L-7-50K	3536	98	36
VRET-32L-53-40K	5883	109	54
VRET-32L-53-50K	5989	111	54
VRET-32L-7-40K	6664	94	71
VRET-32L-7-50K	6868	97	71
VRET-48L-53-40K	8560	107	80
VRET-48L-53-50K	5720	72	80
VRET-48L-7-40K	9690	93	104
VRET-48L-7-50K	9996	96	104
VRET-64L-53-40K	11227	110	102
VRET-64L-53-50K	11433	112	102

ORDERING GUIDE

CAT #	TYPE	# OF LEDS	MILLIAMPS	KELVIN	VOLTS	MOUNTING	COLOR	OPTIONS
VERTICAL LED RETROFIT (VRET)	TYPE 3 (T3)	16 (16L) 32 (32L)	530 (53)	3000K (30K)	120-277 (UNV)	DIRECT FIXTURE MOUNT (DFM)	WHITE (WHT)	SURGE PROTECTOR (10K)
	TYPE 5 (T5)	48 (48L) 64 (64L)	700 (7)	4000K (40K)				DUAL CIRCUIT (DC)
LED II RETROFIT 1 10.5" DIAMETER (L2RET1)		20 (20L) 28 (28L)		5000K (50K)				FUSES (FS)
LED II RETROFIT 2 14.5" DIAMETER (L2RET2)		36 (36L) 48 (48L) 56 (56L)						TERMINAL BLOCK (TB)
LED II RETROFIT S1 14" X 14" SQUARE (L2RETS1)		64 (64L) 80 (80L)						
LED II RETROFIT S2 23" X 23" SQUARE (L2RETS2)		96 (96L) 112 (112L) 128 (128L) 144 (144L) 160 (160L)						

Visit nslighting.com for more products.