



Height Above Grade

10' - 24'

Pole Shaft

Round straight aluminum 6061 alloy, extruded pole shaft. Heat treated to produce a T6 temper. Ground lug welded inside hand hole opposite side of the Pole Extrusion.

Direct Burial poles can be ordered with optional coupling (specify height), optional hand hole (specify height), or optional Slot for conduit ingress and egress (specify height). When poles are ordered with a three-way combination of Coupling, Hand Hole and Ground Lug, then the Ground Lug is positioned at 90 degrees to the Hand Hole and the Coupling is opposite the Hand Hole. When the pole is ordered with Hand Hole only, the Ground Lug is at 180 to the Hand Hole.

Pole Cap

All poles come with removable polymer pole cap installed. All pole caps are black finish. Aluminum Pole Cap option is painted to match pole.

Finish

All poles are treated with sand blast media for a near white finish, power blasted with 100 psi prior to powder coat application. Poles are pre-heated then electrostatically applied polyester powder coat with a 3 to 5 mil thickness for maximum adherence.

Marine Grade Finish

All poles are washed through a 5-stage cleaning system with a deionized rinse, a 3 to 5 mils zinc rich durable polyester primer powder coat, followed by a 3 to 5 mils super durable polyester powder coat finish.

Anodized Under Powder


Anodized Under Powder (AUP) poles are dipped in a 3 step process for a clear anodized finish inside and outside of the pole. The final stage is electrostatically applied polyester powder coat with a 3 to 5 mil thickness for maximum adherence.

Vibration Dampener

The Vibration Dampener is factory installed. The Vibration Dampener consists of a rugged galvanized chain coated with heavy duty polyester tubing that is factory secured at the bottom 2-3rds of the pole and field secured by contractor at the base during installation.

Buy American

To ensure the latest BAA/TAA/BABA Standards are being met, please select BAA, TAA, or BABA in the options section. Please contact the factory before placing an order for any NLS products requesting BAA (Buy American Act), TAA (Trade Agreement Act), or BABA (Build America, Buy America).



Project Name:

Type:

DBRSAP ORDERING GUIDE

Cat#	Height Above Grade	Pole Dimension	Gauge	Mounting
Direct Burial Round Straight Aluminum Pole (DBRSAP)	10' (10) 12' (12) 14' (14) 16' (16) 18' (18) 20' (20) 22' (22) 24' (24)	4" Round (4R) 5" Round (5R)	.188 Wall Thickness (188) .25 Wall Thickness (250)	Single (SGL) Double (D-90) (D-180) Triple (T-90) Quad (QD) No Drill (ND) <i>*Tenon Option</i>
				Tenon 2 3/8" Round (T2R) 3" Round (T3R) 3 1/2" Round (T312R) 4 1/2" Round (T412R)
Color	Options	Options		
Bronze Textured (BRZ)	GFI Kit (GFI20A) 20 Amp <i>Weather Proof Receptacle</i>	GFI Kit (GFI20A) ① 20 Amp <i>Weather Proof Receptacle</i>		
White Textured (WHT)	GFI Provision Only (PROV)	GFI Provision Only (PROV)		
Smooth White Gloss (SWT)	Square Base Cover (SBC)	Square Base Cover (SBC)		
Silver (SVR)	Round Base Cover (RBC) <i>*Consult Factory for Pricing</i>	Round Base Cover (RBC) <i>*Consult Factory for Pricing</i>		
Green Textured (GRN)	1/2" Coupling (COUP) <i>* Specify Location</i>	UL Certified with label (UL) ①		
Hunter Green Textured (HGN)	Vibration Dampener (VD)	Aluminum Pole Cap (APC) ②		
Black Textured (BLK)	Hand Hole (HH) <i>* Specify Location</i>	Buy American Act (BAA) ②		
Smooth Black Gloss (SBK)	Slot (S)	Trade Agreement Act (TAA) ②		
Graphite Textured (GPH)	Marine Grade Finish (MGF)	Build America Buy American (BABA) ②		
Grey Textured (GRY)	Anodized Under Powder (AUP)			
Custom (CS)				

Notes:

- ① Aluminum Pole Cap must be selected for UL Certified Pole Option
- ② Consult Factory
- ③ Standard weatherproof cover comes standard with option.
For lockable cover requests, please contact factory



701 Kingshill Place, Carson, CA 90746
Call Us Today (310) 341-2037

nlsighting.com

PRODUCT SPECIFICATIONS

Max. allowable EPA - DBRSAP poles (per AASHTO LRFDLTS-1)

Catalog Number	Above Grade Shaft Length, ft	Total Shaft Length, ft	Embedment Depth, ft	Wall thickness (in.)	Shaft dia. (in.)	80 mph	90 mph	100 mph	110 mph	120 mph	130 mph	140 mph	150 mph	160 mph	170 mph	180 mph	190 mph	200 mph	210 mph	220 mph	230 mph	240 mph	250 mph	260 mph	270 mph	280 mph	290 mph	300 mph	
DBRSAP-10-4R-188	10	14	4	0.188	4	20.0	500	20.0	500	20.0	500	18.5	463	16.9	423	15.2	380	12.8	320	10.6	265	9.2	230	7.9	198	6.8	170	6.0	150
DBRSAP-10-4R-250	10	14	4	0.250	4	20.0	500	20.0	500	20.0	500	20.0	500	20.0	500	20.0	500	16.6	415	14.2	355	12.2	305	10.5	263	9.4	235	8.3	208
DBRSAP-10-5R-188	10	14	4	0.188	5	20.0	500	20.0	500	20.0	500	20.0	500	20.0	500	20.0	500	20.0	500	18.7	468	16.2	405	14.0	350	12.5	313	11.1	278
DBRSAP-10-5R-250	10	14	4	0.250	5	20.0	500	20.0	500	20.0	500	20.0	500	20.0	500	20.0	500	20.0	500	20.0	500	20.0	500	18.5	463	16.3	408	14.5	363
DBRSAP-12-4R-188	12	16	4	0.188	4	20.0	500	20.0	500	18.1	453	14.4	360	13.1	328	11.7	293	9.6	240	7.9	198	6.8	170	5.9	148	5.0	125	4.5	113
DBRSAP-12-4R-250	12	16	4	0.250	4	20.0	500	20.0	500	20.0	500	19.1	478	17.4	435	15.8	395	13.0	325	11.0	275	9.2	230	7.9	198	6.9	173	6.2	155
DBRSAP-12-5R-188	12	16	4	0.188	5	20.0	500	20.0	500	20.0	500	20.0	500	20.0	500	20.0	500	17.2	430	14.6	365	12.6	315	11.1	278	9.8	245	8.5	213
DBRSAP-12-5R-250	12	16	4	0.250	5	20.0	500	20.0	500	20.0	500	20.0	500	20.0	500	20.0	500	20.0	500	19.5	488	17.0	425	14.9	373	13.1	328	11.5	288
DBRSAP-14-4R-188	14	18	4	0.188	4	20.0	500	18.5	463	14.4	360	11.4	285	10.2	255	9.3	233	7.4	185	6.0	150	4.9	123	4.2	105	3.6	90	3.3	83
DBRSAP-14-4R-250	14	18	4	0.250	4	20.0	500	20.0	500	19.2	480	15.5	388	13.8	345	12.6	315	10.2	255	8.3	208	6.9	173	6.1	153	5.4	135	4.6	115
DBRSAP-14-5R-188	14	18	4	0.188	5	20.0	500	20.0	500	20.0	500	19.9	498	17.9	448	16.4	410	13.8	345	11.6	290	10.0	250	8.8	220	7.7	193	6.8	170
DBRSAP-14-5R-250	14	18	4	0.250	5	20.0	500	20.0	500	20.0	500	20.0	500	20.0	500	18.6	465	15.9	398	13.6	340	12.0	300	10.4	260	9.3	233		
DBRSAP-16-4R-188	16	20	4	0.188	4	18.6	465	14.2	355	10.9	273	8.4	210	7.3	183	6.6	165	5.1	128	4.1	103	3.3	83	2.8	70	2.4	60	1.9	60
DBRSAP-16-4R-250	16	20	4	0.250	4	20.0	500	18.8	470	14.8	370	11.7	293	10.3	258	9.2	230	7.3	183	6.0	150	5.0	125	4.3	108	3.7	93	3.1	78
DBRSAP-16-5R-188	16	20	4	0.188	5	20.0	500	20.0	500	19.3	483	15.3	383	13.7	343	12.4	310	10.4	260	8.8	220	7.3	183	6.3	158	5.7	143	5.0	125
DBRSAP-16-5R-250	16	20	4	0.250	5	20.0	500	20.0	500	20.0	500	20.0	500	18.5	463	16.8	420	14.1	353	12.0	300	10.5	263	9.1	228	7.9	198	6.8	170
DBRSAP-18-4R-188	18	22	4	0.188	4	15.3	383	11.5	288	8.4	210	6.3	158	5.6	140	5.0	125	3.6	90	2.6	65	1.9	60	1.7	60	1.4	60	1.0	60
DBRSAP-18-4R-250	18	22	4	0.250	4	20.0	500	15.6	390	12.0	300	9.3	233	8.2	205	7.1	178	5.7	143	4.3	108	3.5	88	2.8	70	2.5	63	2.0	60
DBRSAP-18-5R-188	18	22	4	0.188	5	20.0	500	20.0	500	15.9	398	12.2	305	10.8	270	9.7	243	8.2	205	6.9	173	5.7	143	4.9	123	4.2	105	3.8	95
DBRSAP-18-5R-250	18	22	4	0.250	5	20.0	500	20.0	500	20.0	500	17.0	425	15.2	380	13.7	343	11.6	290	9.7	243	8.3	208	7.3	183	6.2	155	5.6	140
DBRSAP-20-4R-188	20	25	5	0.188	4	12.6	315	9.0	225	6.7	168	4.7	118	4.1	103	3.3	83	2.2	60	1.5	60	0.8	60	0.7	60	0.3	60	0.3	60
DBRSAP-20-4R-250	20	25	5	0.250	4	17.3	433	12.7	318	9.7	243	7.1	178	6.3	158	5.4	135	4.2	105	2.9	73	2.3	60	1.9	60	1.4	60	1.3	60
DBRSAP-20-5R-188	20	25	5	0.188	5	20.0	500	17.3	433	13.1	328	10.0	250	8.7	218	7.5	188	6.3	158	5.2	130	4.5	113	3.7	93	3.3	83	2.7	68
DBRSAP-20-5R-250	20	25	5	0.250	5	20.0	500	20.0	500	18.1	453	14.1	353	12.6	315	11.2	280	9.3	233	7.7	193	6.7	168	5.7	143	4.9	123	4.4	110
DBRSAP-22-4R-188	22	27	5	0.188	4	9.2	230	6.3	158	4.4	110	3.1	78	2.5	63	1.8	60	1.1	60	0.4	60	-	-	-	-	-	-	-	-
DBRSAP-22-4R-250	22	27	5	0.250	4	12.9	323	9.3	233	6.9	173	5.0	125	4.1	103	3.6	90	2.3	60	1.4	60	0.8	60	0.7	60	0.5	60	0.2	60
DBRSAP-22-5R-188	22	27	5	0.188	5	17.7	443	12.9	323	9.5	238	7.1	178	5.9	148	5.3	133	4.3	108	3.5	88	2.9	73	2.4	60	2.0	60	1.7	60
DBRSAP-22-5R-250	22	27	5	0.250	5	20.0	500	18.2	455	13.9	348	10.5	263	9.3	233	8.2	205	6.6	165	5.7	143	4.8	120	4.1	103	3.5	88	2.9	73
DBRSAP-24-4R-188	24	29	5	0.188	4	7.0	175	4.8	120	2.9	73	1.8	60	1.1	60	0.8	60	-	-	-	-	-	-	-	-	-	-	-	-
DBRSAP-24-4R-250	24	29	5	0.250	4	10.4	260	7.4	185	5.0	125	3.5	88	2.8	70	2.1	60	1.1	60	0.3	60	-	-	-	-	-	-	-	-
DBRSAP-24-5R-188	24	29	5	0.188	5	14.8	370	10.6	265	7.4	185	5.1	128	4.2	105	3.7	93	2.9	73	2.3	60	1.8	60	1.3	60	1.0	60	0.9	60
DBRSAP-24-5R-250	24	29	5	0.250	5	20.0	500	15.3	383	11.2	280	8.4	210	7.2	180	6.2	155	5.0	125	4.2	105	3.5	88	2.9	73	2.3	60	1.9	60

*Pole Assemblies With EPA>9.0 Require Specific Review

CAUTION: Installation of poles without luminaire(s) will compromise pole strength. Any accessories attached to the pole, or other modifications done in the field, will compromise the pole strength and may result in pole failure. Wind load evaluations and provisions for appendages such as banner arms, signage, cameras, etc., must be evaluated and approved by the factory prior to placing an order. Additional evaluation and approval should be performed by the customer's local structural engineer on the project.

MOUNTING CONFIGURATION



BUY AMERICAN OPTION

While all of the NLS Lighting products listed in this document qualify for the Buy America(n) Act of 1933, we reserve the right to change our listings without notice.

The information provided above is for general informational purposes only. We encourage you to consult legal professionals for advice particular to your projects concerning BAA, TAA, BABA or Buy America.

Additional NLS Products that meet BAA, TAA standards can be found at the following link:

[https://nlsighting.com/wp-content/uploads/cs/NLS_BuyAmerica\(n\).pdf](https://nlsighting.com/wp-content/uploads/cs/NLS_BuyAmerica(n).pdf)



701 Kingshill Place, Carson, CA 90746
Call Us Today (310) 341-2037

nlsighting.com

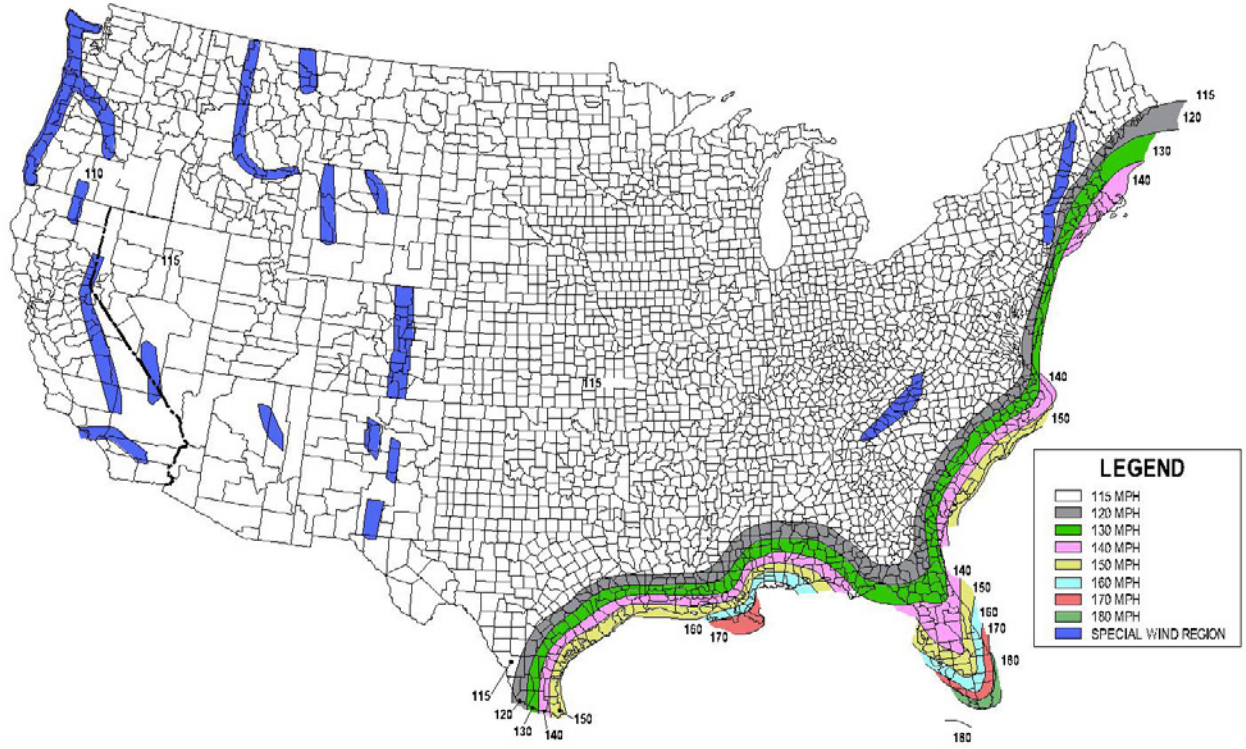
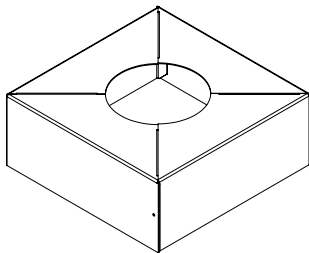
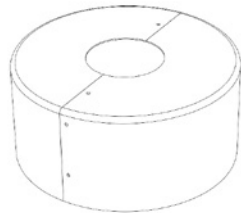


FIG. 3.8-1b - 700-Year MRI Basic Wind Speed, mph (AASHTO LRFDLTS-1)

- 1) All wind load calculations are based on sustained wind force plus and additional 1.3 gust
- 2) Wind Map is to be used as a reference only. Please coordinate with local agencies for further review.
- 3) Wind Map values are based on a 50 year mean recurrence. These values do not account for severe conditions, such as hurricanes, tornadoes, etc...
- 4) For review of poles with additional configurations (arms, banners, shorter/longer pole lengths, etc...), please contact factory.



Base Cover



Optional Round
Base Cover

PRODUCT SPECIFICATIONS

