



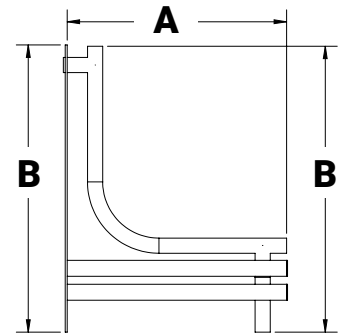
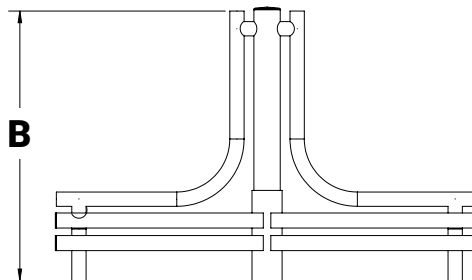
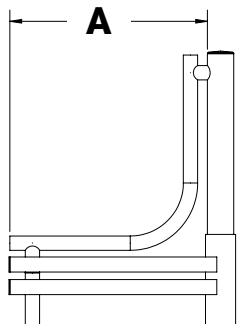
A10 Single



A10 Wall Mount

Architectural Arm 10 is constructed of extruded aluminum tubing and available for both post top and pendant mount luminaires. Integrates with poles or tenons of 3-1/2", 4", 4-1/2", or 5" OD and is secured with 3/8" stainless steel Allen set screws.

Contact NLS for custom configuration or other mounting options. Designed, tooled, fabricated and assembled in the USA.



MODEL	A	B	EPA SGL	EPA DBL	EPA WM
A10-S	21.5 in.	30 in.	2.0	3.0	1.1
A10-L	26 in.	36 in.	2.47	3.97	1.63

MODEL	ALUMINUM	STEEL
A10-S		
A10-L	24.08 lbs	70.14 lbs



A10 Double 180°



Project Name:

Type:

ARCHITECTURAL ARM 10 ORDERING GUIDE

Cat#	Mounting	Pole Diameter	Color
Architectural Arm 10 Small (A10-S)	Single (SGL)	3" Round OD (3R)	Bronze Textured (BRZ)
Architectural Arm 10 Large (A10-L)	Double 180° (D180)	4" Round OD (4R)	White Textured (WHT)
	Wall Mount (WM)	4-1/2" Round OD (412R)	Smooth White Gloss (SWT)
		5" Round OD (5R)	Silver Metallic (SVR)
			Black Textured (BLK)
			Smooth Black Gloss (SBK)
			Graphite Textured (GPH)
			Grey Textured (GRY)
			Green Textured (GRN)
			Hunter Green Textured (HGN)
			Custom (CS)

Notes:



701 Kingshill Place, Carson, CA 90746
Call Us Today (310) 341-2037

nlsighting.com