

CEILING MOUNTED LIGHTING

FORM AND FUNCTION

- Sleek, low profile housing
- Economy performance
- Engineered for optimum thermal management
- Low depreciation rate
- Reduces energy consumption and costs up to 65%
- Optical system designed for Parking Structures

CONSTRUCTION

- Die formed heavy duty aluminum
- Corrosion resistant external hardware
- One-piece silicone gasket ensures IP65 seal for electronics compartment
- Two-piece silicone Micro Optic system ensures IP67 level seal around each PCB

BUY AMERICAN

To ensure the latest BAA/TAA/BABA Standards are being met, please select BAA, TAA, or BABA in the options section. Please contact the factory before placing an order for any NLS products requesting BAA (Buy American Act), TAA (Trade American Act), or BABA (Build America, Buy America).



LED WATTAGE CHART

	32L	48L	64L
700 milliamps	71w	104w	136w
1050 milliamps	106w	156w	205w

Project Name:

Type:

Cat#	Light Dist.	# of LEDs	Milliamps	Kelvin	Volts	Mounting	Color	Options
Value Series Square 1 (VSS-1)	Type 2 (T2)	32 (32L)	530 (53) ¹	Amber 585-600nm (AMBER) ^{2 3}	120-277 (UNV)	Pendant Mount 12" Length (PM12)	Bronze Textured (BRZ)	Marine Grade Finish (MGF)
	Type 3 (T3)	48 (48L)	700 (7)	2700K, 70 CRI (27K7) ³	347-480 (HV)	Pendant Mount 24" Length (PM24)	White Textured (WHT)	FSP-211 with Motion Sensor (FSP-8) ^{4 5} 8'+ Below (FSP-20) ^{6 7} 9'-20' Heights
	Type 4 (T4)	64 (64L)	1050 (1)	2700K, 80 CRI (27K8) ^{2 3}		Pendant Mount 36" Length (PM36)	Smooth White Gloss (SWT)	Emergency Battery Back-Up (EB)
	Type 5 (T5)			3000K, 70 CRI (30K7) ³		Pendant Mount Custom Length (PMX) ⁸	Silver (SVR)	Dual Feed Load Control Bypass Relay (LCBR) ⁹
				3000K, 80 CRI (30K8) ^{2 3}			Black Textured (BLK)	Buy American (BAA) ¹⁰
				3500K, 80 CRI (35K8)			Smooth Black Gloss (SBK)	Trade American (TAA) ¹¹
				4000K, 70 CRI (40K7)			Graphite Textured (GPH)	Build America Buy American (BABA) ¹²
				4000K, 80 CRI (40K8) ²			Grey Textured (GRY)	Custom Controls Integration (CCI) ¹³
				5000K, 70 CRI (50K7)			Custom (CS)	
				5000K, 80 CRI (50K8) ²				

Notes:

- 1 32L Only
- 2 Consult Factory for Lead Time. Consult Factory for 90 CRI Requests.
- 3 Universal Voltage 120-277
- 4 Between 12"-36" Consult Factory
- 5 3000K or lower must be selected to meet International Dark Sky Association certification
- 6 Consult Factory
- 7 Please contact Factory for Custom Control Integration requests (nLight, NX, WaveLinX, Crestron, DMX/RDM, Synapse, Casambi, Dali II, Avi-On, or other control systems)
- 8 Turtle Safe
- 9 Consult factory for all BAA/TAA/BABA requests

PRODUCT SPECIFICATIONS

ELECTRICAL

- 120-277 Volts (UNV) or 347-480 Volts (HV)
- 0-10V dimming driver
- Driver power factor at maximum load is $\geq .95$, THD maximum load is 15%
- Led Drivers Ambient Temp. Min (degC) is -40c and Ambient Temp. Max (degC) ranges from 50c to 55c and in some cases, even higher. Consult factory for revalidation by providing fixture catalog string before quoting and specifying it.
- All internal wiring UL certified for 600 VAC and 105°C
- All drivers, controls, and sensors housed in enclosed IP-65 compartment
- CRI 70, 80 or 90
- Color temperatures: Amber, 2700K, 3000K, 3500K, 4000K, 5000K
- Surge Protection: 20KA supplies as standard.

OPTIONS

- **MARINE GRADE FINISH (MGF)** A multi-step process creating protective finishing coat against harsh environments.
 - Chemically washed in a 5 stage cleaning system.
 - Pre-baked
 - Powder coated 3-5 mils of Zinc Rich Super Durable Polyester Primer.
 - Oven Baked.
 - Finished Powder Coating of Super Durable Polyester Powder Coat 3-5 mil thickness.
- **EMERGENCY BATTERY BACK-UP (EB)**
 - 100-277 VAC \pm 10%, 50/60 Hz Input Voltage
 - 43mA Max. Input Current
 - 2.82W Max. Input Power
 - 24-48 Hours Recharge Time
 - Battery Type NiCd 9.6VDC or LiFePO4 9.6VDC
 - 90 Minutes Min. Illumination Time
 - 20W Total Max. LED Powered
 - Class 2 Output Classification

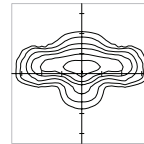
CONTROLS

- **FSP-211 (FSP-X)** Passive infrared (PIR) sensor providing multi-level control based on motion/daylight contribution.
 - All control parameters adjustable via wireless configuration remote storing and transmitting sensor profiles.
 - FSP-8 mounting heights 8 feet and below.
 - FSP-20 mounting heights 9' feet to 20'.
 - Includes 5 dimming event cycles, 0-10V dimming with motion sensing, re-programmable in the field.
 - FSIR-100 commissioning remote is required to change sensor settings. Please contact factory for ordering.
- Controls Agnostic: Please contact factory for your preferred controls option. (nLight, NX, WaveLinx, Crestron, DMX/RDM, Synapse, Casambi, DALI II, Avi-On, or other control systems)

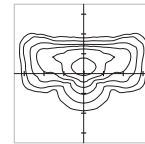
OPTICS

Silicone optics high photo-thermal stability and light output provides higher powered LEDs with minimized lumen depreciation LED life. UV and thermal stability with scratch resistance increases exterior application durability.

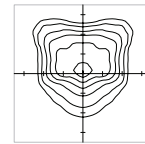
- IES Types



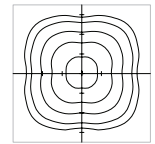
TYPE II (T2)



TYPE III (T3)



TYPE IV (T4)



TYPE V (T5)

FINISH

- 5 mils electrostatic powder coat.
- NLS' standard high-quality finishes prevent corrosion protects against extreme environmental conditions

WARRANTY

Five-year limited warranty for drivers and LEDs.

LISTINGS

- Certified to UL 1598
- CSA C22.2 No. 250.0
- IP65 / IP67 Rated

BUY AMERICAN OPTION

While all of the NLS Lighting products listed in this document qualify for the Buy America(n) Act of 1933, we reserve the right to change our listings without notice.

The information provided above is for general informational purposes only. We encourage you to consult legal professionals for advice particular to your projects concerning BAA, TAA, BABA or Buy America.

Additional NLS Products that meet BAA, TAA standards can be found at the following link:

[https://nslighting.com/wp-content/uploads/cs/NLS_BuyAmerica\(n\).pdf](https://nslighting.com/wp-content/uploads/cs/NLS_BuyAmerica(n).pdf)



The information and specifications on this document are subject to change without any notification. All values are design, nominal, or typical or prorated values when measured under internal and external laboratory conditions.



701 Kingshill Place, Carson, CA 90746
Call Us Today (310) 341-2037

nslighting.com

PRODUCT SPECIFICATIONS

LUMENS

PART NUMBER	T2 LUMENS	T2 LM/W	T3 LUMENS	T3 LM/W	T4 LUMENS	T4 LM/W	T5 LUMENS	T5 LM/W	WATTS
VSS-1-32L-7-30K7	7384	104	7242	102	7668	108	8179	115	71
VSS-1-32L-7-40K7	8023	113	7952	112	8307	117	8946	126	71
VSS-1-32L-7-50K7	8662	122	8520	120	8946	126	9585	135	71
VSS-1-32L-1-30K7	10706	101	10600	100	10812	102	11125	105	106
VSS-1-32L-1-40K7	11660	110	11554	109	11766	111	12190	115	106
VSS-1-32L-1-50K7	12508	118	12402	117	12508	118	13144	124	106
VSS-1-48L-7-30K7	10816	104	10712	103	11232	108	12272	118	104
VSS-1-48L-7-40K7	11752	113	11648	112	12168	117	13312	128	104
VSS-1-48L-7-50K7	12688	122	12480	120	13104	126	14248	137	104
VSS-1-48L-1-30K7	16559	106	15756	101	15912	102	16536	106	156
VSS-1-48L-1-40K7	17160	110	17004	109	17316	111	17940	115	156
VSS-1-48L-1-50K7	18408	118	18252	117	18408	118	19188	123	156
VSS-1-64L-7-30K7	14144	104	13736	101	14688	108	16048	118	136
VSS-1-64L-7-40K7	15368	113	14824	109	15912	117	17408	128	136
VSS-1-64L-7-50K7	16592	122	16048	118	17136	126	18632	137	136
VSS-1-64L-1-30K7	21730	106	20705	101	20910	102	21730	106	205
VSS-1-64L-1-40K7	22550	110	22345	109	22755	111	23575	115	205
VSS-1-64L-1-50K7	24190	118	23780	116	24190	118	25215	123	205

EMERGENCY OPERATION LUMENS


PART NUMBER	T2 LUMENS	T2 LM/W	T3 LUMENS	T3 LM/W	T4 LUMENS	T4 LM/W	T5 LUMENS	T5 LM/W	WATTS
VSS-X-16L-35-30K7	1980	110	1944	108	2034	113	2220	123	18
VSS-X-16L-35-40K7	2142	119	2106	117	2196	122	2304	128	18
VSS-X-16L-35-50K7	2304	128	2268	126	2470	137	2408	133	18

LUMEN MAINTENANCE DATA


Ambient Temperature	Drive Current	L90 Hours*	L70 Hours**	30,000 Hours*	50,000 Hours*	60,000 Hours*	100,000 Hours**
25°C	Up to 700mA	58,000	173,000	95.7%	91.6%	89.6%	82.1%
	1050mA	38,000	96,000	93.0%	85.4%	81.8%	68.8%

*Reported extrapolations per IESNA TM-21 **Projected extrapolations per IESNA TM-21


LED KELVIN RANGE




AMBER
585-600 nm




2700K 70 CRI



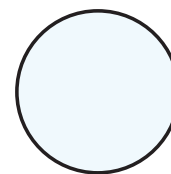
3000K 70 CRI



3500K 80 CRI



4000K 70 CRI






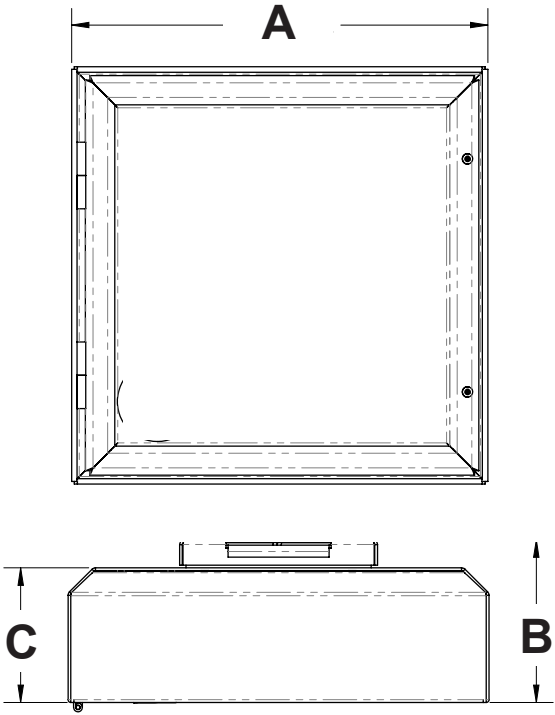
5000K 70 CRI

Color	Dominant or Peak Wavelength Range (nm)	
	Minimum	Maximum
Amber	585	600

PRODUCT SPECIFICATIONS

DIMEN- SION	VSS-1
A	17 in. SQ
B	5.83 in.
C	5.00 in.
WEIGHT	23 lbs.

			
EPA	SGL 12'	SGL 24'	SGL 36'
VSS-1-PM	0.94	1.01	1.08



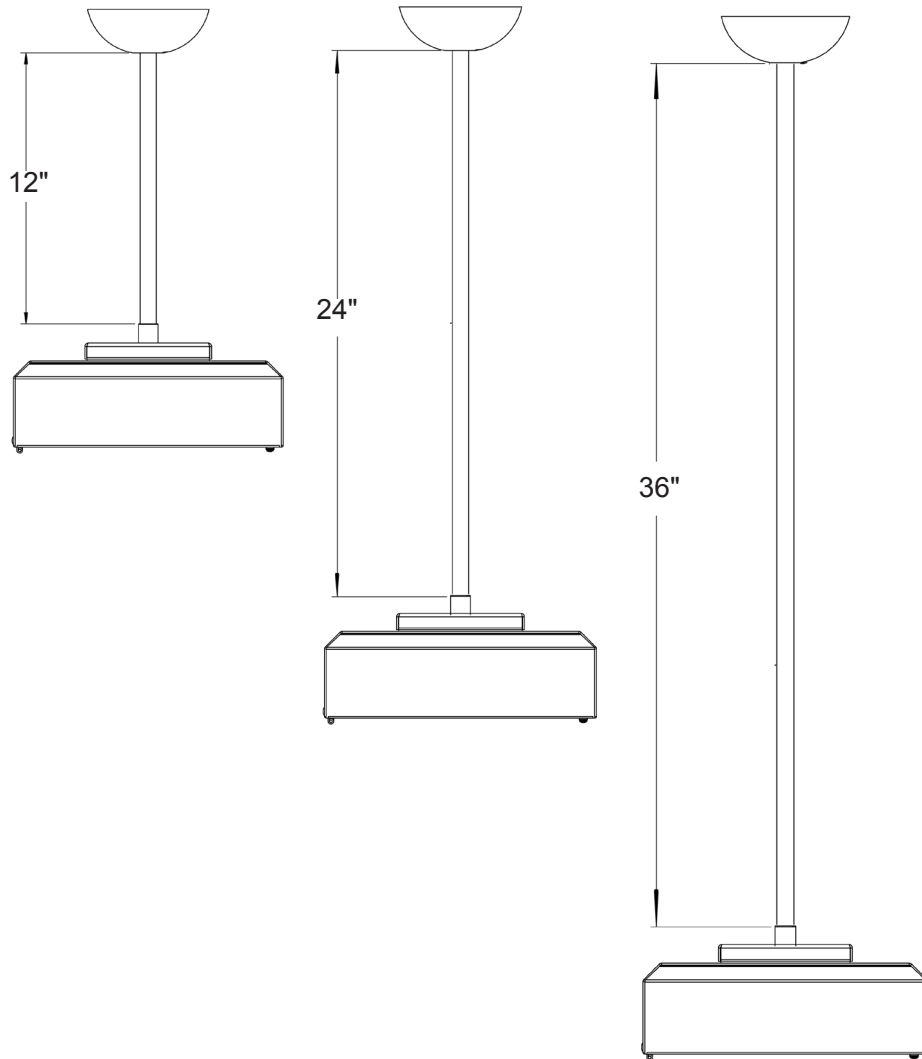
PRODUCT SPECIFICATIONS

PENDANT MOUNT (PMX)

Available lengths:

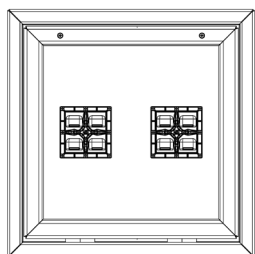
- 12" length (PM12)
- 24" Length (PM24)
- 36" Length (PM36)
- Custom Length (PMX)

**Consult factory for custom lengths*

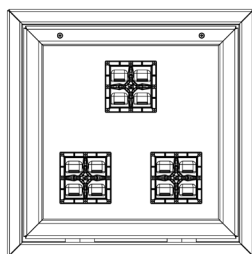


PRODUCT SPECIFICATIONS

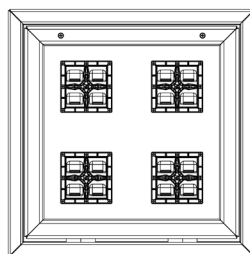
OPTICAL CONFIGURATIONS



VSS-1 / 32L

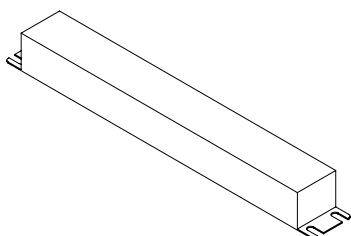


VSS-1 / 48L



VSS-1 / 64L

EMERGENCY BATTERY BACK-UP (EB)



FSP-211

