


The Newport LED is a beautiful series of uplifting luminaires designed to make people feel comfortable in any retail, urban, park, or pathway setting. The patent pending Star Power LED optical system improves light efficiency offering up to 70 percent energy savings over traditional light sources, directing the light downward with the elimination of direct up light. The Newport LED comes standard with an opal lens.

Available in a range of warm to cool colors. The Newport LED is available in 3000, 4000 or 5000 Kelvin. The Newport utilizes the highest lumen per watt LEDs in the available. The Newport Series is available in from 18 to 71 watts.



**STAR POWER OPTICAL SYSTEM**

The Star Power reflector is an excellent system which provides great value and performance.

**LED WATTAGE CHART**

	16L	20L	32L	48L
350 milliamps	18w	22w	33w	51w
530 milliamps	28w	33w	54w	-
700 milliamps	36w	44w	71w	-

Project Name:

Type:

Cat #	Shade	# of Bars	Light Dist.	# of LEDs	Milliamps	Kelvin	Volts	Mounting	Color	Options	
Newport 1 (NWP-1)	Shade 1 (S1)	2 Bar Mounting (2B)	Type 3 (T3)	16 (16L)	350 (35)	3000K (30K)	120-277 (UNV)	Post Top Over 3 OD (PT3) <i>*Consult factory for other provisions.</i>	Bronze (BRZ)	Marine Grade Finish (MGF)	
	Shade 2 (S2)	4 Bar Mounting (4B)	Type 5 (T5)	20 (20L) <i>*Type 3 Only</i>	530 (53)	4000K (40K)			White (WHT)		Photocell (PC)
	Shade 3 (S3)			32 (32L) 48 (48L) <i>*350mA Max</i>	700 (7)	5000K (50K)			Silver (SVR) Hunter Green (HGN) Black (BLK) Graphite (GPH) Grey (GRY) Custom (CS)		<i>*Universal Voltage 120-277</i> Decorative Band (DB) Clear Lens (CL) <i>*Clear Lens utilizes (DB) Decorative Band option</i>


# PRODUCT SPECIFICATIONS

**Housing:** Low Profile Cast and Spun Aluminum Housing and Frame available in 3 different shade styles with either 2 or 4 Bar Mounting.

**LED:** Luxeon M Series by Lumileds

**Optics:** Star Power; Type 3 and 5

**Watts:** 18-71

**Electrical:** UL 1598 Listed 

**Driver:** 0-10V Dimming driver by Philips Advance

**Kelvin:** 3000, 4000 or 5000

**Finish:** 5 mils Powder Coat

**Hardware:** Stainless Steel

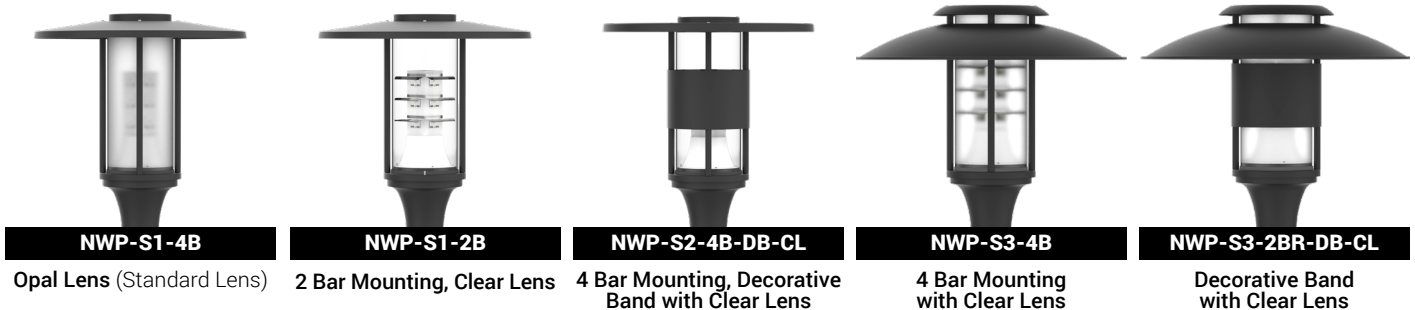
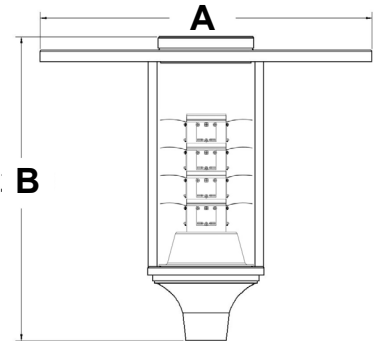
**Warranty:** 5 Years Standard Warranty for LEDs and Drivers

# PRODUCT DIMENSIONS

## NEWPORT - LUMEN DATA CHART

PART NUMBER	T3 LUMENS	Lm/W	T5 LUMENS	Lm/W	WATTS
NWP-1-XX-XX-16L-35-30K	1548	86	1476	82	18
NWP-1-XX-XX-16L-35-40K	1638	91	1566	87	18
NWP-1-XX-XX-16L-35-50K	1710	95	1656	92	18
NWP-1-XX-XX-16L-53-30K	2408	86	2296	82	28
NWP-1-XX-XX-16L-53-40K	2548	91	2436	87	28
NWP-1-XX-XX-16L-53-50K	2660	95	2576	92	28
NWP-1-XX-XX-16L-7-30K	3096	86	2952	82	36
NWP-1-XX-XX-16L-7-40K	3276	91	3132	87	36
NWP-1-XX-XX-16L-7-50K	3420	95	3056	92	36
NWP-1-XX-XX-20L-35-30K	1892	86	-	-	22
NWP-1-XX-XX-20L-35-40K	2002	91	-	-	22
NWP-1-XX-XX-20L-35-50K	2090	95	-	-	22
NWP-1-XX-XX-20L-53-30K	2838	86	-	-	33
NWP-1-XX-XX-20L-53-40K	3003	91	-	-	33
NWP-1-XX-XX-20L-53-50K	3135	95	-	-	33
NWP-1-XX-XX-20L-7-30K	3641	86	-	-	44
NWP-1-XX-XX-20L-7-40K	4004	91	-	-	44
NWP-1-XX-XX-20L-7-50K	4180	95	-	-	44
NWP-1-XX-XX-32L-35-30K	2838	86	2706	82	33
NWP-1-XX-XX-32L-35-40K	3003	91	2871	87	33
NWP-1-XX-XX-32L-35-50K	3135	95	3036	92	33
NWP-1-XX-XX-32L-53-30K	4644	86	4428	82	54
NWP-1-XX-XX-32L-53-40K	4914	91	4698	87	54
NWP-1-XX-XX-32L-53-50K	5130	95	4968	92	54
NWP-1-XX-XX-32L-7-30K	6106	86	5822	82	71
NWP-1-XX-XX-32L-7-40K	6461	91	6177	87	71
NWP-1-XX-XX-32L-7-50K	6745	95	6532	92	71
NWP-1-XX-XX-48L-35-30K	4386	86	4182	82	51
NWP-1-XX-XX-48L-35-40K	4641	91	4437	87	51
NWP-1-XX-XX-48L-35-50K	4845	95	4692	92	51

DIMENSION	NWP-1
A	28 in
B	25.5 in



701 Kingshill Place, Carson, CA 90746  
Call Us Today (310) 341-2037

nslighting.com